



---

**800 MHz TRANSITION ADMINISTRATOR, LLC  
QUARTERLY PROGRESS REPORT  
FOR THE QUARTER ENDED SEPTEMBER 30, 2007**

---

**NOVEMBER 20, 2007**

**John Bush, Managing Director**

BearingPoint, Inc.  
1676 International Drive  
McLean, VA 22102  
T: 703.747.8793  
M: 703.628.2874

[John.Bush@BearingPoint.com](mailto:John.Bush@BearingPoint.com)

**Brett Haan, Managing Director**

BearingPoint, Inc.  
1676 International Drive  
McLean, VA 22102  
T: 703.747.4968  
M: 202.360.9616

[Brett.Haan@BearingPoint.com](mailto:Brett.Haan@BearingPoint.com)

**Robert B. Kelly, Partner**

Squire, Sanders & Dempsey L.L.P.  
1201 Pennsylvania Ave., NW  
Washington, DC 20004  
T: 202.626.6216  
F: 202.626.6780

[rkelly@ssd.com](mailto:rkelly@ssd.com)

**Douglas L. Povich, Partner**

Squire, Sanders & Dempsey L.L.P.  
8000 Towers Crescent Dr. 14<sup>th</sup> Floor  
Tysons Corner, VA 22182  
T: 703.720.7888  
F: 703.720.7801

[dpovich@ssd.com](mailto:dpovich@ssd.com)

**Alan J. (Joe) Boyer, President**

Baseline Wireless Services, LLC  
2770 Arapahoe Road, Suite 132-133  
Lafayette, CO 80026  
T: 303.444.1480  
F: 888.361.0603

[JBoyer@BaselineTelecom.com](mailto:JBoyer@BaselineTelecom.com)

**TABLE OF CONTENTS**

	<b>Page</b>
<b>OVERVIEW.....</b>	<b>1</b>
<b>I. Program-wide Matters and Recent developments.....</b>	<b>6</b>
A. Recent Developments Regarding the Schedule .....	6
1. Deadlines for Completion of Planning and Negotiations .....	6
2. Border Area Licensees.....	6
3. Licensees Affected by Channel 69 .....	7
4. Puerto Rico .....	7
B. FCC Orders and Filings .....	8
C. 30-Month Benchmark .....	8
D. Revised ADR Plan .....	9
<b>II. Stage 1: Channels 1-120.....</b>	<b>10</b>
A. Planning Funding .....	10
B. Negotiations .....	10
C. Reconfiguration Implementation Progress.....	12
<b>III. Stage 2: NPSPAC and Public Safety Expansion Band .....</b>	<b>14</b>
A. Planning and Planning Funding .....	14
B. Negotiations .....	14
1. Wave 1, Stage 2 .....	16
2. Wave 2, Stage 2 .....	17
3. Wave 3, Stage 2 .....	17
4. Wave 4, Stage 2 .....	17
C. Reconfiguration Implementation .....	18
1. Reconfiguration of Subscriber Equipment.....	20
2. Implementation Planning Sessions .....	21
<b>IV. KEY RECONFIGURATION DATA .....</b>	<b>23</b>
A. Licenses to Be Reconfigured .....	23
B. Frequency Proposals .....	24
C. Frequency Reconfiguration Agreement Review.....	25
1. Stage 1 .....	25
2. Stage 2 .....	26
D. FCC Reconfiguration Applications.....	28
E. Status of Reconfiguration Completion Certifications (Closing).....	29

<b>V.</b>	<b>COMMUNICATIONS WITH STAKEHOLDERS .....</b>	<b>32</b>
A.	Stakeholder Inquiries .....	32
B.	TA-Produced Materials and the TA’s Website.....	32
C.	Outreach Events and TA-Sponsored Education and Training .....	33
1.	Meetings and Conferences.....	33
2.	Webinars.....	33
3.	Licensee Outreach Campaigns.....	34
<b>VI.</b>	<b>FINANCIAL.....</b>	<b>35</b>
A.	Reconfiguration Expenditures .....	35
1.	800 MHz Incumbent Licensee Reconfiguration Costs .....	35
2.	Sprint Nextel Costs .....	35
3.	1.9 GHz Clearing Costs .....	36
B.	Letters of Credit.....	36
C.	800 MHz Incumbent Licensee Reviews .....	36
D.	External Audit.....	37
E.	Transition Administrator.....	37
1.	Fees, Expenses, and Staffing .....	37
2.	Disclosure of Non-Reconfiguration Fees.....	37

**List of Appendices**

- APPENDIX 1**      **Status of Negotiations for Licensees in Channels 1-120: Milestones Completed by Number of Frequency Reconfiguration Agreements, Per Wave, Per Region, as of September 30, 2007**
- APPENDIX 2**      **Status of Reconfiguration for Licensees in Channels 1-120, the Expansion Band, NPSPAC Channels, and the Southeast ESMR Band: Milestones Completed by Number of Call Signs, Per Wave, Per Region, and Maps of Channels 1-120 Clearing and Southeast ESMR Progress, as of September 30, 2007**
- APPENDIX 3**      **Status of Negotiations for Licensees in NPSPAC Channels: Milestones Completed by Number of Frequency Reconfiguration Agreements, Per Wave, Per Region, as of September 30, 2007**
- APPENDIX 4**      **Entities Filing Expansion Band Elections, as of September 30, 2007**
- APPENDIX 5**      **Call Sign-Related Reconfiguration Information, as of September 30, 2007**
- APPENDIX 6**      **Status of Frequency Reconfiguration Agreement Review for Channels 1-120, Per Wave, Per Region, as of September 30, 2007**
- APPENDIX 7**      **Status of Frequency Reconfiguration Agreement Review for NPSPAC Channels, Per Wave, Per Region, as of September 30, 2007**
- APPENDIX 8**      **Summary of FRAs and PFAs that have Closed, as of September 30, 2007**
- APPENDIX 9**      **Stakeholder Outreach Activities: Meeting and Conference Attendance by TA Representatives for Quarter Ended September 30, 2007 and Quarter Ending December 31, 2007**
- APPENDIX 10**     **800 MHz Transition Administrator, LLC Fees and Expenses through September 30, 2007**

## OVERVIEW

The 800 MHz Transition Administrator, LLC (“TA”) provides its Quarterly Progress Report to the Federal Communications Commission (“FCC”) regarding the progress of the reconfiguration of the 800 MHz band for the quarter ended September 30, 2007. Pursuant to the FCC’s *Reconfiguration Orders*,<sup>1</sup> the TA, as the manager of the reconfiguration effort, is required to report on a quarterly basis the progress of band reconfiguration.<sup>2</sup>

The band reconfiguration program generally consists of two broad stages of activity: the clearing of 806-809 MHz/851-854 MHz (Channels 1-120) and the relocation of Public Safety’s NPSPAC channel users to this vacated spectrum. At the beginning of the program, the FCC’s *Report and Order* envisioned two phases of reconfiguration for each of these stages – the negotiation phase that results in a Frequency Reconfiguration Agreement (“FRA”) between the licensee and Sprint Nextel and the implementation phase that consists of the actual reconfiguration of the radio systems.

### Stage 1: Clearing of Channels 1-120

Stage 1, the reconfiguration of 800 MHz systems that were previously operating on Channels 1-120, is now largely complete in non-border-affected areas, as illustrated in Map 1 below. As of September 30, 2007, 94 percent of the 947 Stage 1 licensees not affected by border areas have successfully negotiated TA-approved FRAs. With regard to physical clearing of Channels 1-120, Sprint Nextel reported that 89 percent of Stage 1 non-border area FRAs, accounting for 62 percent of all Stage 1 call signs, have been cleared of non-Sprint Nextel and non-SouthernLINC licensees as of September 30, 2007. Remaining activity in Stage 1 primarily includes:

- Licensees in the Southeastern U.S., predominantly in Florida, who are actively reconfiguring under an FRA and who need to complete implementation;
- 21 Public Safety licensees, mostly in Waves 3 and 4 (in areas unaffected by international border issues), require additional time to complete planning pursuant to Planning Funding Agreements (“PFAs”);

---

<sup>1</sup> *Improving Public Safety Communications in the 800 MHz Band*, Report and Order, Fifth Report and Order, Fourth Memorandum Opinion and Order, and Order, 19 FCC Rcd 14969 (2004) (“*Report and Order*”); as amended by *Erratum*, WT Docket No. 02-55 (rel. Sept. 10, 2005); *Second Erratum*, 19 FCC Rcd 19651 (2004); *Public Notice*, “Commission Seeks Comment on *Ex Parte* Presentations and Extends Certain Deadlines Regarding the 800 MHz Public Safety Interference Proceeding,” 19 FCC Rcd 21492 (2004); *Third Erratum*, 19 FCC Rcd 21818 (2004); *Supplemental Order and Order on Reconsideration*, 19 FCC Rcd 25120 (2004) (“*Supplemental Order*”); *Erratum*, WT Docket No. 02-55 (rel. Jan. 19, 2005); *Memorandum Opinion and Order*, 20 FCC Rcd 16015 (2005) (“*Memorandum Opinion and Order*”); *Second Memorandum Opinion and Order*, 22 FCC Rcd 10467 (2007); *Erratum*, WT Docket No. 02-55 (rel. July 26, 2007); *Third Memorandum Opinion and Order*, 22 FCC Rcd 17209 (rel. Sept. 12, 2007) (“*Third Memorandum Opinion and Order*”); *Public Notice*, “FCC Announces Supplemental Procedures and Provides Guidance for Completion of 800 MHz Rebanding,” 22 FCC Rcd 17227 (rel. Sept. 12, 2007) (“*September 12, 2007 Public Notice*”) (collectively “*Reconfiguration Orders*”).

<sup>2</sup> 47 C.F.R. § 90.676(b)(3).

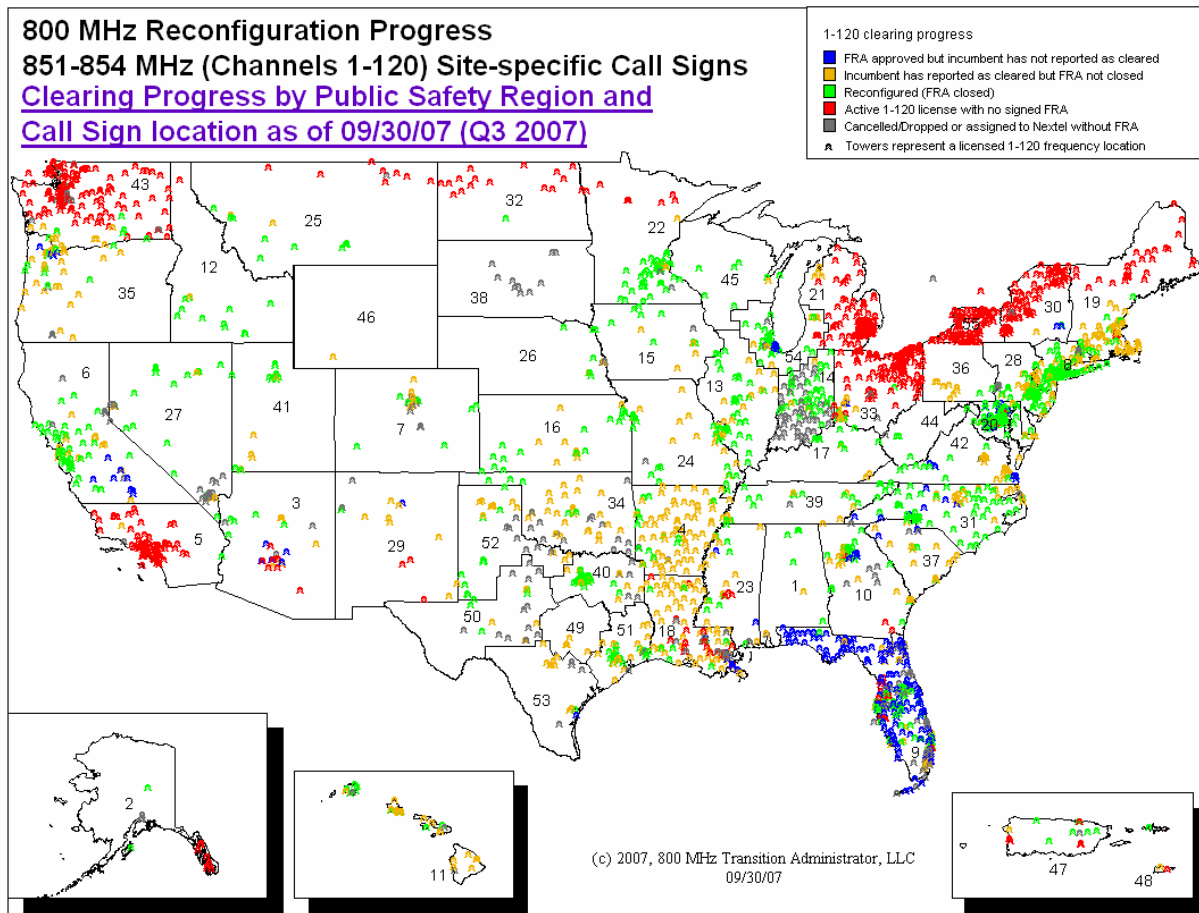
- 11 Public Safety agencies operating on both Channels 1-120 and NPSPAC channels are consolidating all channels into single reconfigurations in Stage 2 to minimize system disruption;<sup>3</sup>
- Clearing Economic Area (“EA”) and site-specific licenses in Puerto Rico and the U.S. Virgin Islands related to an EA licensee electing to move to the ESMR band once the final band plan for Puerto Rico is determined by the FCC;
- Clearing EA licensees in Guam related to an election to move to the ESMR band (there are no NPSPAC licensees in Guam); and
- Licensees that hold call signs with sites located in, or affected by, international border areas with Mexico and Canada.

Viewed from a geographic perspective, Map 1 below shows the progress of clearing Channels 1-120 to allow relocation of the NPSPAC band, with significant progress in all areas of the country outside the areas adjacent to international borders.

---

<sup>3</sup> This number is subject to change as public safety agencies with Channels 1-120 agreements still in negotiation may request a consolidation of their Stage 1 and 2 implementations.

**Map 1: Channels 1-120 Locations and Reconfiguration Status, by NPSPAC Region as of September 30, 2007<sup>4</sup>**



On September 12, 2007, the FCC released a *Third Memorandum Opinion and Order*, which, among other things, requires Sprint Nextel to complete relocation of all non-Sprint Nextel, non-SouthernLINC Channels 1-120 incumbent licensees by December 26, 2007, with certain exceptions.<sup>5</sup> The FCC also required Sprint Nextel to provide monthly reports on its channel clearing efforts.<sup>6</sup> Sprint Nextel filed such reports on October 1, 2007 and November 1, 2007.<sup>7</sup>

<sup>4</sup> The licensee clearing information is provided by Sprint Nextel. Some regions adjacent to international borders will not reach 100 percent until revised border area band plans are available.

<sup>5</sup> See *Third Memorandum Opinion and Order* at ¶¶20-21. Excepted from this requirement are Wave 4, Stage 1 border area licensees, Puerto Rico licensees, and Stage 1 licensees who also have NPSPAC facilities that have planned to relocate both their Channels 1-120 and NPSPAC facilities in Stage 2.

<sup>6</sup> *Id.* at ¶¶29-31.

<sup>7</sup> See Sprint Nextel, “Sprint Nextel’s Status Report on 800 MHz Band Reconfiguration,” WT Docket No. 02-55 (filed Oct. 1, 2007) (“*Sprint Nextel’s October 1, 2007 Report*”); Sprint Nextel, “Sprint Nextel’s Status Report on 800

## Canadian Border Area Band Plan

On November 1, 2007, the FCC released for public comment a proposed band plan for the eight U.S.-Canada border regions, in the wake of an agreement reached in July 2007 with the Government of Canada that will enable rebanding in the border area to proceed.<sup>8</sup> Comments are due to be filed with the FCC by December 3, 2007 and reply comments are due by December 18, 2007. The anticipated finalization of the proposed Canadian border band plan will be a significant milestone in the rebanding program.

### Stage 2: NPSPAC and Public Safety Expansion Band Reconfiguration

Stage 2 of the program, the relocation of Public Safety licensees operating on NPSPAC and Expansion Band frequencies, has also seen significant progress. Parties completed negotiations on 157 additional Stage 2 FRAs, raising the total completed by more than 50 percent to 458 (49 percent of non-border area Stage 2 FRAs) as of October 31, 2007. There are now nearly as many licensees engaged in varying stages of implementation as in planning or negotiations. In addition, 78 licensees completed the transition to new channels as of October 31, 2007, including 13 NPSPAC licensees. Stage 2 status by wave is summarized in the table below.

**Table 1: Reconfiguration Status of Stage 2 FRAs as of October 31, 2007<sup>9</sup>**

Reconfiguration Milestone	Number of FRAs	Percentage
Planning Requested or In Progress	316	35%
Planning Complete and Cost Estimate Submitted	130	14%
FRA Negotiations Complete	380	42%
Transitioned to New Channels	78	9%
<b>Total FRAs (Non-Border Area)</b>	<b>904</b>	

As reported last quarter, the TA has been conducting regional Implementation Planning Sessions with NPSPAC licensees, their vendors, consultants, and Sprint Nextel to develop consolidated implementation schedules. Through the end of October 2007, the TA has conducted 16 such sessions in 12 NPSPAC Regions in Waves 1 and 2, attended by 170 licensees operating more than 350,000 radios. These meetings have been highly successful in building a common view among all stakeholders of licensee interdependencies and scheduling needs, and they have enabled parties to reach agreement on the timing of clearing and surrendering frequencies for those licensees that are ready to transition to the new channels. Not unexpectedly, the meetings have also confirmed that while many licensees can complete their reconfiguration

MHz Band Reconfiguration,” WT Docket No. 02-55 (filed Nov. 1, 2007) (“*Sprint Nextel’s November 1, 2007 Report*”).

<sup>8</sup> *Improving Public Safety Communications in the 800 MHz Band, New 800 MHz Band Plan for U.S.-Canada Border Region*, Further Notice of Proposed Rulemaking, WT Docket 02-55, DA 07-4489 (rel. Nov. 1, 2007).

<sup>9</sup> The categories in this table are mutually exclusive.

by the original program completion date of June 26, 2008, there are a significant number that will require more time. The number of licensees expected to go beyond the program completion date is expected to increase as more schedules are obtained for licensees in later waves. Nevertheless, implementation has generally proceeded smoothly and the TA will continue to hold Implementation Planning Sessions in other regions as more licensees complete their agreements.

As shown in Table 1 above, 316 Public Safety licensees, or 35 percent of the non-border area Stage 2 population, are engaged in varying stages of reconfiguration planning. On September 12, 2007, the FCC released a Public Notice announcing deadlines for NPSPAC licensees to complete planning and submit a cost estimate to Sprint Nextel and new timelines for subsequent FRA negotiations and mediation.<sup>10</sup> Planning deadlines are staggered by wave, with Wave 1 licensees to complete planning by October 15, 2007, Wave 2 by November 15, 2007, and Wave 3 by December 15, 2007. Those licensees that have not yet begun planning are given 90 to 110 days from the date of TA approval of a Planning Funding Agreement to complete planning depending upon the size of their system. Licensees requiring additional time to complete planning must request an extension from the FCC. While roughly one-third of the 100 licensees in Wave 1 were able to submit a cost estimate by the October 15, 2007 deadline, another one-third expect to submit cost estimates by the end of the year, with the remainder requesting extensions throughout the first half of 2008. The FCC is monitoring the latter group closely, encouraging licensees with longer planning cycles to avail themselves of the Subscriber Equipment Deployment (“SED”) option to further expedite progress. Based on these figures, the TA expects to see a similarly large volume of FRAs completed in the fourth quarter of 2007.

In closing, steady, measurable progress continues to be made in the rebanding program, with the focus of those involved increasingly shifting from negotiations to implementation.

---

<sup>10</sup> See September 12, 2007 Public Notice.

## I. PROGRAM-WIDE MATTERS AND RECENT DEVELOPMENTS

This section of the Quarterly Progress Report discusses recent developments in the reconfiguration program, identifies program-wide issues, and describes specific actions that the FCC and the TA have taken to address issues identified to date.

### A. Recent Developments Regarding the Schedule

The 800 MHz band reconfiguration program commenced on June 27, 2005. As of September 30, 2007, the voluntary and mandatory negotiation periods, as described in the TA's Regional Prioritization Plan ("RPP"), had concluded for all waves and stages.

#### 1. Deadlines for Completion of Planning and Negotiations

On September 12, 2007, the FCC issued a Public Notice, which announced supplemental procedures and provided guidance for completion of rebanding.<sup>11</sup> In order to expedite the rebanding process, the FCC established the following deadlines for NPSPAC licensees to complete planning and submit a cost estimate to Sprint Nextel: October 15, 2007 for Wave 1, Stage 2 licensees; November 15, 2007 for Wave 2, Stage 2 licensees; and December 15, 2007 for Wave 3, Stage 2 licensees.

The *September 12, 2007 Public Notice* also set forth new timelines for FRA negotiations and mediation. Once a NPSPAC licensee completes planning, it has 30 days to negotiate an FRA with Sprint Nextel. If no agreement has been reached within 30 days, the parties will participate in 20 days of mediation. Any remaining disputes will be referred to the Public Safety and Homeland Security Bureau within 10 days of the close of the mediation period.

#### 2. Border Area Licensees

Additional schedule changes were made for licensees that hold call signs with locations in the international border areas defined by the FCC.<sup>12</sup> On September 28, 2007, the FCC issued a Public Notice modifying the schedule for Wave 4, Stage 1 border area licensees.<sup>13</sup> The FCC extended the mandatory negotiation period until January 2, 2008 and postponed the start of the mediation period until January 3, 2008 for such licensees. There are 201 licensees in Wave 4, Stage 1 that hold call signs with sites located in, or adjacent to, FCC-defined border areas with Mexico and Canada that are affected by this extension.

---

<sup>11</sup> See *September 12, 2007 Public Notice*.

<sup>12</sup> Locations within 110 km (68.4 miles) of the U.S./Mexico border or within 140 km (87 miles) of the U.S./Canada border are within the FCC-defined border area.

<sup>13</sup> See Public Notice, "Public Safety and Homeland Security Bureau Extends Negotiation Period between Sprint Nextel and Border Area Non-NPSPAC Licensees in Wave 4, Stage 1 of 800 MHz Band Reconfiguration," WT Docket No. 02-55, DA 07-4038 (rel. Sept. 28, 2007) ("*Wave 4, Stage 1 Extension Public Notice*").

On October 29, 2007, the FCC issued a Public Notice modifying the schedule for Wave 4, Stage 2 border area licensees.<sup>14</sup> The FCC extended the mandatory negotiation period until January 31, 2008 and postponed the start of the mediation period until February 1, 2008 for such licensees. There are 199 licensees in Wave 4, Stage 2 that hold call signs with sites located in, or adjacent to, FCC-defined border areas with Mexico and Canada that are affected by this extension.

### **3. Licensees Affected by Channel 69**

Several NPSPAC licensees filed petitions to extend their rebanding deadline until after incumbent analog television broadcasters operating on Channel 69 in their area have vacated the spectrum as part of the DTV transition. On September 12, 2007, the FCC released a *Third Memorandum Opinion and Order*, which, among other things, addressed those petitions. The FCC granted the requests in part and will allow the petitioning licensees to delay the start of the retuning of their base station infrastructure until March 1, 2009, which is after the Channel 69 broadcasters will have vacated that spectrum. Thus, a limited number of licensees will not complete retuning until 2009. Other licensees who are affected by Channel 69, but who were not specifically named in the *Third Memorandum Opinion and Order* are not covered by the waivers granted in that order and will need to file their own request for waiver with the FCC.

### **4. Puerto Rico**

As directed by the FCC's *Second Memorandum Opinion and Order*, the TA submitted an alternative band plan and negotiation timetable for Puerto Rico and the U.S. Virgin Islands ("USVI") on October 19, 2007. The alternative band plan followed the standard United States 800 MHz reconfiguration band plan ("U.S. Band Plan") to the extent feasible in order to minimize disruption to licensees, particularly those that have already begun reconfiguration. The TA determined that extending the Expansion Band in the U.S. Band Plan by 0.5 MHz through elimination of the lower 0.5 MHz of the Guard Band for reconfiguration of the 800 MHz Band would best fulfill the FCC's requirements for an alternative band plan. Since the USVI is in the same EA as Puerto Rico and has the same EA licensees relocating to the ESMR Band, the TA determined that the USVI would be best served by the same proposed band plan. The proposed negotiation timetable includes a 90-day mandatory negotiation period after which any licensee that has not successfully negotiated an FRA would enter TA-sponsored mediation.

---

<sup>14</sup> See Public Notice, "Public Safety and Homeland Security Bureau Announces Extension of Negotiation Period between Sprint Nextel and Border Area NPSPAC Licensees in Wave 4, Stage 2 of 800 MHz Band Reconfiguration," WT Docket No. 02-55, DA 07-4392 (rel. Oct. 29, 2007) ("*Wave 4, Stage 2 Extension Public Notice*"). In a July 31, 2007 Public Notice, the FCC had extended the mandatory negotiation period until October 29, 2007 and postponed the start of the mediation period until October 30, 2007 for Wave 4, Stage 2 border area licensees. See Public Notice, "Public Safety and Homeland Security Bureau Announces Extension of Negotiation Period between Sprint Nextel and Border Area NPSPAC Licensees in Wave 4, Stage 2 of 800 MHz Band Reconfiguration," WT Docket No. 02-55, DA 07-3468 (rel. July 31, 2007).

## **B. FCC Orders and Filings**

On September 12, 2007, the FCC released a *Third Memorandum Opinion and Order*, which addressed Sprint Nextel's compliance with the 18-month benchmark established by the *Report and Order*.<sup>15</sup> The FCC held that Sprint Nextel had not met the 18-month benchmark and established additional program benchmarks. First, Sprint Nextel must complete relocation of all non-Sprint Nextel, non-SouthernLINC Channels 1-120 incumbent licensees by December 26, 2007.<sup>16</sup> Excepted from this requirement are Wave 4, Stage 1 border area licensees, Puerto Rico licensees, and Stage 1 licensees who also have NPSPAC facilities that have planned to relocate both their Channels 1-120 and NPSPAC facilities in Stage 2. Second, the FCC imposed benchmarks for clearing of the Channels 1-120 spectrum used by Sprint Nextel and SouthernLINC. In any case where a NPSPAC licensee requests access to spectrum in the new NPSPAC band (formerly Channels 1-120), Sprint Nextel must clear those channels within 90 days (or within 60 days for requests made on or after January 1, 2008). Third, the FCC affirmed that Sprint Nextel must vacate the entire Channels 1-120 band, spectrum in the interleaved portion of the 800 MHz band, and the Expansion and Guard Bands by June 26, 2008. Sprint Nextel has filed a Notice of Appeal seeking judicial review in the U.S. Court of Appeals for the D.C. Circuit of the *Third Memorandum Opinion and Order* and *September 12, 2007 Public Notice*.

Finally, the FCC required Sprint Nextel to file monthly reports with the FCC and the TA on its clearing of Channels 1-120 spectrum.<sup>17</sup> The reports must include the following information: (1) the number of licensees that have been cleared from Channels 1-120 and the number that remain to be cleared; (2) the number of Channels 1-120 frequencies being used by Sprint Nextel in its own network and the number it has vacated; and (3) information regarding requests by NPSPAC licensees for Sprint Nextel to vacate Channels 1-120 frequencies. Sprint Nextel filed its initial report on October 1, 2007 and its second report on November 1, 2007.<sup>18</sup> In the October 1, 2007 report, Sprint Nextel reported that it has cleared all non-Sprint Nextel, non-SouthernLINC incumbent licensees from Channels 1-120 in 35 NPSPAC regions and that nearly 95 percent of Stage 1 licensees have been retuned. Sprint Nextel reported that of the 20 remaining NPSPAC regions, 14 of these regions have two or fewer Channels 1-120 licensees that remain to be retuned. Sprint Nextel provided a list of approximately 40 NPSPAC licensees that have agreed upon a date with Sprint Nextel by which Sprint Nextel will clear Channels 1-120.

## **C. 30-Month Benchmark**

The *Report and Order* established a 30-month benchmark for the 800 MHz band reconfiguration process. Under the rebanding schedule, this 30-month date will fall on December 26, 2007. The FCC provided additional guidance regarding the 30-month benchmark

---

<sup>15</sup> See *Third Memorandum Opinion and Order*.

<sup>16</sup> See *id.* at ¶¶20-21.

<sup>17</sup> See *id.* at ¶¶29-31.

<sup>18</sup> See *Sprint Nextel's October 1, 2007 Report; Sprint Nextel's November 1, 2007 Report*.

in the *Third Memorandum Opinion and Order*. All Stage 1 licensees, with certain exceptions,<sup>19</sup> must be cleared from their 1-120 channels by December 26, 2007.<sup>20</sup> Stage 2 licensees that are in compliance as of December 26, 2007 with the new timelines set forth in the *September 12, 2007 Public Notice* for non-border area NPSPAC licensees will be deemed to have met the 30-month benchmark. The 30-month benchmark does not apply to Wave 4 licensees that have not received frequency assignments because their systems are in border regions affected by ongoing negotiations with Canada and Mexico.

The FCC also directed the TA to submit a report by January 15, 2008 regarding whether the 30-month benchmark has been met. The TA report will certify whether all covered licensees have complied with the timelines set forth in the *September 12, 2007 Public Notice*, and identify all cases in which the timelines have not been met.

#### **D. Revised ADR Plan**

In response to the *September 12, 2007 Public Notice*, the TA published a revised ADR Plan on September 14, 2007.<sup>21</sup> The revisions address the new timelines for FRA negotiations and mediation established by the *September 12, 2007 Public Notice*.

---

<sup>19</sup> The exceptions are Wave 4 border area licensees, Puerto Rico licensees, and licensees who also have NPSPAC facilities that have planned to relocate both their Channels 1-120 and NPSPAC facilities in Stage 2.

<sup>20</sup> See *Third Memorandum Opinion and Order* at n.64.

<sup>21</sup> 800 MHz Transition Administrator, LLC, “ADR Plan version 1.5,” WT Docket No. 02-55 (filed Sept. 14, 2007).

## II. STAGE 1: CHANNELS 1-120

This section of the Quarterly Progress Report summarizes the status of negotiations and reconfiguration implementation for Stage 1 licensees as of the quarter ended September 30, 2007. Stage 1 licensees are primarily commercial, conventional systems that must be cleared from Channels 1-120 before Public Safety systems operating on NPSPAC channels (Stage 2) can be reconfigured. Significant progress has been made to date in the negotiation of FRAs for Stage 1 licensees as well as in the clearing of Channels 1-120.

### A. Planning Funding

Many Stage 1 licensees included planning costs (if any) in their FRA, but some Stage 1 licensees negotiated Planning Funding Agreements with Sprint Nextel. As of September 30, 2007, 60 PFAs, with a total contract value of \$9.8 million, were submitted to the TA for Stage 1 licensees.

### B. Negotiations

The negotiation of Stage 1 FRAs is virtually completed with the exception of border area licensees. As shown in the table below, as of September 30, 2007, 892 FRAs (94 percent) have been approved by the TA out of the 947 FRAs anticipated for Stage 1 licensees in all waves.<sup>22</sup> The contract value of the FRAs submitted to the TA totals \$57.8 million. As of September 30, 2007, the remaining FRAs to be negotiated in Stage 1 were in mediation, the subject of Recommended Resolutions pending before the FCC, or for licensees affected by the international border areas that did not enter into mediation and were deferred pending the availability of revised border area band plans. The table below illustrates the percentage of approved Stage 1 FRAs and provides a summary of FRA milestones statistics by wave.

---

<sup>22</sup> The estimate of total FRAs does not include FRAs for licensees affected by the international border areas where revised border area band plans are still being developed.

**Table 2: Status of Reconfiguration for Licensees in Channels 1-120 as of September 30, 2007 (milestones achieved by number of FRAs)<sup>23</sup>**

Wave	1-120 FRAs**	FRAs Submitted to TA	FRAs Approved by TA	% of FRAs Approved by TA	Reconfiguration Implementation				
					# of FRAs with Physical Returns Reported as Completed	% of FRAs with Physical Return Reported as Completed	Completion Certifications Submitted to TA	Completion Certifications Verified by TA	% of FRAs with Completion Certifications Verified by TA
Wave 1	354	349	349	99%	342	97%	256	254	72%
Wave 2	206	205	205	99%	202	98%	157	156	76%
Wave 3	244	232	232	95%	210	86%	144	142	58%
Wave 4	120*	104	104	87%	90	75%	45	45	38%
Wave TBD**	23	2	2	9%	1	4%	0	0	0%
<b>Total:</b>	<b>947</b>	<b>892</b>	<b>892</b>	<b>94%</b>	<b>845</b>	<b>89%</b>	<b>602</b>	<b>597</b>	<b>63%</b>

\* The number of expected FRAs for Wave 4 is lower than was reported last quarter. The TA has adjusted this number to remove deals affected by the border areas for which mediation was deferred.

\*\* Wave TBD (To Be Determined) – Deals projected by Sprint Nextel that have no call signs yet associated with them. The proper reconfiguration wave category will generally be determined upon the TA receiving the associated call sign assets or the FRA, although some deals cannot be classified by wave. In addition, certain EA licensees are included in this “Wave TBD” category. The TA has received and approved seven FRAs that have included EA licenses.

\*\*\* This table does not include any estimate of deals that will include call signs in the FCC-defined border areas.

A summary of site-specific (non-EA) Channels 1-120 call sign milestone statistics is presented in Appendix 2. Appendices 1 and 2 provide information in summary form about reconfiguration status for Channels 1-120 licensees as of September 30, 2007.

In all of Stage 1, there were a total of 26 mediation dockets (or “cases”) pending as of September 30, 2007 out of the 487 mediation dockets opened for Stage 1 licensees. This includes four mediation dockets in Wave 1, one in Wave 2,<sup>24</sup> twelve in Wave 3, and nine in Wave 4.<sup>25</sup> The pending mediation dockets fall into one of the following categories: (1) the mediation resulted in a PFA with an FRA still to be negotiated upon the completion of the planning contemplated by the PFA; (2) the parties reached agreement, but had not yet executed an FRA; or (3) the mediation, which had previously been referred to the FCC for *de novo* review, was either pending, being appealed, or in the process of being resolved by the parties. As of

<sup>23</sup> Sprint Nextel is the data source for columns 2 and 6. Total number of FRAs can change based on how Sprint Nextel structures various agreements with licensees.

<sup>24</sup> The remaining FRA in Wave 2 involves Southeast ESMR Band frequencies only and will not delay any NPSPAC reconfiguration.

<sup>25</sup> The remaining mediation dockets in Wave 4 include several Wave 3, Stage 1 licensees whose Gulf Coast Wave Change Requests were granted in June 2006, resulting in the licensee’s negotiations and reconfiguration implementation being moved to Wave 4, Stage 1.

September 30, 2007, only 3.5 percent of Stage 1 mediations had been referred to the FCC for *de novo* review, many of which were settled by the parties prior to a decision by the FCC.

Wave 4, Stage 1 licensees with systems located in, or affected by, the international border areas with Mexico and Canada have not yet received replacement frequency proposals from the TA pending the availability of revised border area band plans. In general, replacement frequency proposals were sent only to licensees far enough away from the border so as not to be affected by revised border area band plans. As noted in Section I.A.2. of this report, the FCC issued a Public Notice on September 28, 2007, which modified for a fourth time the schedule for Wave 4, Stage 1 licensees affected by the international border areas.<sup>26</sup> The FCC extended the mandatory negotiation period until January 2, 2008 and postponed the start of the mediation period until January 3, 2008 for such licensees. There are 201 licensees in Wave 4 that hold call signs with sites located in, or adjacent to, FCC-defined border areas that are affected by this extension.<sup>27</sup> The development of border area band plans and frequency planning thus remains a necessary milestone for successful completion of the reconfiguration program.

During the extended negotiation period, Wave 4, Stage 1 licensees affected by the border areas are not required to engage in planning or negotiation prior to the receipt from the TA of proposed replacement frequencies, although they may elect to engage in such activities to the extent that they are not frequency-dependent and would not result in unnecessary duplication of costs.<sup>28</sup> If planning funding is required, licensees will need to submit a Request for Planning Funding (“RFPP”) to the TA and negotiate a PFA with Sprint Nextel.<sup>29</sup>

### **C. Reconfiguration Implementation Progress**

Parties have made good progress in physically clearing Channels 1-120, which is a necessary prerequisite for Public Safety to begin its reconfiguration of NPSPAC channels. The TA generally measures the status of Stage 1 reconfiguration implementation progress in two ways: (1) clearing as a percentage of Stage 1 FRAs that Sprint Nextel has entered into with Channel 1-120 licensees; and (2) the number and percentage of Stage 1 call signs that Sprint Nextel reports as being cleared by licensees.

As shown in Table 2 above, as of September 30, 2007, Sprint Nextel is reporting that physical reconfiguration is complete for 89 percent of Channels 1-120 FRAs (an increase from 81 percent as of June 30, 2007).

---

<sup>26</sup> *Wave 4, Stage 1 Extension Public Notice.*

<sup>27</sup> This includes approximately 80 licensees with systems entirely within a border area; 48 licensees with systems both inside and adjacent to a border area; and 73 licensees with systems adjacent to border areas and close enough to be affected.

<sup>28</sup> *See Wave 4, Stage 1 Extension Public Notice.*

<sup>29</sup> For Wave 4, Stage 1 licensees who did not receive Frequency Proposal Reports (“FPRs”) by August 1, 2006, RFPP submissions (if necessary) will be due 45 days from the date of an FPR mailing to the licensee. The RFPP deadline will be noted in the FPR cover letter.

As of September 30, 2007, approximately 62 percent (up from 59 percent as of June 30, 2007) of the Stage 1 site-specific call signs were reported by Sprint Nextel as being cleared by licensees. The differences between the numbers by percentages of call signs compared to the numbers by percentages of FRAs are because the relatively few Stage 1 FRAs remaining in mediation involve systems with a greater number of call signs compared to those for which the parties have been able to reach agreement. In addition, for Wave 4, the FRA statistics do not include agreements in border areas, while the call sign statistics do include call signs in border areas.<sup>30</sup> Progress during the third quarter was most significant in the Wave 3 and Wave 4 non-border affected NPSPAC Regions, with one additional region, NPSPAC Region 50: Texas – El Paso, reaching 100 percent reporting clear.

Data from reconfigurations to date indicate that it is taking Channels 1-120 licensees an average of approximately 129 calendar days to get from approval by the TA of their FRA to reporting clearing of their Channels 1-120 frequencies.<sup>31</sup> Given the number of regions with 100 percent of FRAs approved by the TA (36 regions as of September 30, 2007) and the number of regions with more than 90 percent of FRAs approved (three regions as of September 30, 2007),<sup>32</sup> the TA anticipates that Channels 1-120 physical clearing in Waves 1-3 will be largely complete in time for NPSPAC reconfiguration implementations to proceed when ready. The TA anticipates that similar progress will be made in Wave 4 as FRAs are completed.

There have been some disputes arising out of the implementation of Stage 1 FRAs that have resulted in the parties turning to the mediation process for assistance. The TA granted 12 requests for mediation arising out of the implementation of FRAs involving Wave 1, Stage 1 licensees, 11 of which have been resolved. The TA granted four requests for mediation arising out of the implementation of FRAs involving Wave 2, Stage 1 licensees, three of which have been resolved and one of which was forwarded to the FCC for *de novo* review. The TA granted one request for mediation arising out of the implementation of an FRA involving a Wave 3, Stage 1 licensee, which has been resolved.

---

<sup>30</sup> There are also a small number of call signs in Wave 1 and 2 that are in the FCC-defined border areas that are not included in FRA data.

<sup>31</sup> During that time period, FCC applications are being filed and granted to add replacement channels to the licenses of the incumbent licensee, Sprint Nextel is clearing the replacement channels to which the licensee is moving, and the licensee is implementing its reconfiguration plan in accordance with its FRA.

<sup>32</sup> Some of the site-specific Channels 1-120 call signs not under FRA in certain NPSPAC Regions with less than 100 percent under FRA are pending availability of revised border area band plans.

### III. STAGE 2: NPSPAC AND PUBLIC SAFETY EXPANSION BAND

This section provides a summary of progress during the third quarter of 2007 for Stage 2 (NPSPAC and Public Safety Expansion Band) licensees. Planning, negotiations, and reconfiguration implementation for Stage 2 reconfigurations are usually more challenging and time consuming than Stage 1 reconfigurations because systems and FRAs for Stage 2 licensees are generally larger and more complex. Unlike Stage 1, in which approximately half of all licensees in each wave entered mediation, approximately 96 percent of all Stage 2 licensees did not execute PFAs and/or FRAs with Sprint Nextel during the allotted negotiation periods and entered mediation to complete the negotiation phase.

#### A. Planning and Planning Funding

Although most Channels 1-120 licensees did not require planning funding, nearly half of NPSPAC licensees have sought such funding and have negotiated Planning Funding Agreements. The additional steps of negotiating a PFA with Sprint Nextel and completing the planning process *prior* to negotiating an FRA have significantly extended the reconfiguration process for many NPSPAC licensees and on average have consumed approximately ten months – four months to negotiate the PFA and six months to complete the planning and prepare a reconfiguration cost estimate. A large number of Stage 2 licensees in mediation entered into PFAs, and the TA has provided flexibility in the mediation process to complete planning so long as progress continues to be made.

As shown in the table below, as of September 30, 2007, 400 PFAs for Stage 2 licensees had been submitted to the TA. The contract value of the submitted PFAs totals \$66.5 million.

**Table 3: Number and Dollar Value of Stage 2 PFAs, as of September 30, 2007**

Wave	PFAs Submitted to TA		PFAs Approved by TA	
	#	Dollar Value	#	Dollar Value
Wave 1	138	\$29,001,526	138	\$29,001,526
Wave 2	99	\$11,842,184	99	\$11,842,184
Wave 3	142	\$21,542,562	137	\$20,631,645
Wave 4	21	\$4,066,791	20	\$4,032,113
<b>Total</b>	<b>400</b>	<b>\$66,453,063</b>	<b>394</b>	<b>\$65,507,468</b>

The Fast Track Option for planning funding has benefited both the program and numerous licensees by streamlining negotiations and enabling licensees to more quickly obtain advance funding and complete their planning. Of the 313 RFPFs submitted to the TA between June 15, 2006 and September 30, 2007, 67 RFPFs (21 percent) were eligible for the Fast Track Option.

#### B. Negotiations

Progress continues to be made in the negotiation of FRAs for Stage 2 licensees. During the third quarter of 2007, parties completed negotiations on 106 additional Stage 2 FRAs. As shown in the table below, as of September 30, 2007, 407 FRAs (45 percent) have been submitted

to the TA out of the 904 FRAs anticipated for Stage 2 licensees in all waves.<sup>33</sup> The contract value of these FRAs, including amendments, totals \$97.9 million.

**Table 4: Status of FRA Negotiations for Stage 2 (NPSPAC and Public Safety Expansion Band) Licensees as of September 30, 2007<sup>34</sup>**

Wave	Stage 2 FRAs**	FRAs Submitted to TA	FRAs Approved by TA	% of FRAs Approved by TA	Reconfiguration Implementation				
					# of FRAs with Physical Retunes Reported as Completed	% of FRAs with Physical Retune Reported as Completed	Completion Certifications Submitted to TA	Completion Certifications Verified by TA	% of FRAs with Completion Certifications Verified by TA
Wave 1	336	207	202	60%	24	7%	12	12	4%
Wave 2	227	123	118	52%	22	7%	6	5	1%
Wave 3	229	57	51	22%	4	1%	2	2	1%
Wave 4	59*	8	7	12%	1	0%	0	0	0%
Wave TBD**	53	12	12	23%	0	0%	0	0	0%
<b>Total:</b>	<b>904</b>	<b>407</b>	<b>390</b>	<b>43%</b>	<b>51</b>	<b>6%</b>	<b>20</b>	<b>19</b>	<b>2%</b>

\* The number of expected FRAs for Wave 4 is lower than was reported last quarter. The TA has adjusted this number to remove deals affected by the border areas for which mediation was deferred.

\*\* Wave TBD (To Be Determined) – Deals projected by Sprint Nextel that have no call signs yet associated with them. The proper reconfiguration wave category will generally be determined upon the TA receiving the associated call sign assets or the FRA, although some deals cannot be classified by wave.

A summary of Stage 2 call sign milestone statistics is presented in the table below.<sup>35</sup>

<sup>33</sup> This total includes reconfiguration of Public Safety Expansion Band licensees. This total does not include FRAs for licensees located in, or affected by, the border areas that have not yet received replacement frequency proposals.

<sup>34</sup> Sprint Nextel is the data source for the estimated number of expected FRAs in column 2. The figures have not been verified by the TA. Any changes to the number of expected FRAs from previous Quarterly Progress Reports are the result of how Sprint Nextel structures deals with licensees (*i.e.*, deals cancelled or consolidated). For Wave 3, Stage 2, the number of expected FRAs will increase as additional FRAs are reached with Wave 3 Southeast ESMR Band licensees who were deferred from Wave 3, Stage 1 to Wave 3, Stage 2 and those deals are added to the count.

<sup>35</sup> The differences between the numbers by percentages of call signs compared to the numbers by percentages of FRAs largely reflect the size and complexity of the systems that remain in the mediation process. Simply put, the remaining Stage 2 FRAs involve systems with a greater number of call signs compared to those for which the parties have been able to reach agreement. In addition, the FRA statistics in Table 5 do not include all deals in border areas, while the call sign statistics in Table 6 do include all call signs in border areas.

**Table 5: Status of Reconfiguration for Licensees in Stage 2 (NPSPAC and Public Safety Expansion Band) as of September 30, 2007 (milestones achieved by number of call signs)**

Wave	Stage 2 Call Signs *	# in FRAs Submitted to TA	# in FRAs Approved by TA	% in FRAs Approved by TA	Reconfiguration Implementation				
					# Reported as Cleared by Licensee	% Reported as Cleared by Licensee	Completion Certifications Submitted to TA	Completion Certifications Verified by TA	% with Completion Certifications Verified by TA
Wave 1	2170	608	602	28%	38	2%	21	21	1%
Wave 2	831	208	181	22%	25	3%	8	6	0%
Wave 3	1069	108	95	9%	16	1%	5	5	0%
Wave 4	1812	18	18	1%	8	0.4%	5	5	0%
<b>Total:</b>	<b>5882</b>	<b>942</b>	<b>896</b>	<b>15%</b>	<b>87</b>	<b>1%</b>	<b>39</b>	<b>37</b>	<b>2%</b>

\* Includes call signs in the FCC-defined international border areas.

Appendices 2 and 3 provide information in summary form about the status of negotiations for Stage 2 licensees as of September 30, 2007.

The mediation process has proven successful at aiding licensees and Sprint Nextel in reaching agreements. As of September 30, 2007, only 4.4 percent of Stage 2 mediations had been referred to the FCC for *de novo* review, many of which were settled by the parties prior to a decision by the FCC.

### 1. Wave 1, Stage 2

Wave 1, Stage 2 is the largest of the NPSPAC channel reconfiguration waves, with 336 FRAs expected to be negotiated between Sprint Nextel and Public Safety agencies. As shown in Table 4, as of September 30, 2007, approximately 60 percent of the FRAs expected for Wave 1, Stage 2 have been approved by the TA.

The Wave 1, Stage 2 mediation period began on November 1, 2006. As of September 30, 2007, of the 328 mediation dockets opened for Wave 1, Stage 2 licensees,<sup>36</sup> 193 mediation dockets had been resolved (an increase from 171 resolved as of June 30, 2007). The parties in 105 mediations had negotiated PFAs and were in various stages of planning; 22 of these had reached agreement but had not yet executed FRAs. In addition, the parties in five mediation dockets had reached agreement on terms but not yet executed their PFAs or FRAs. Seven mediation dockets were the subject of Recommended Resolutions pending before the FCC for *de novo* review, and 13 were in the process of negotiating PFAs or FRAs or being appealed following *de novo* review by the FCC.

<sup>36</sup> Subsequent to the end of the quarter, the TA opened an additional mediation, bringing the total of Wave 1, Stage 2 mediation dockets to 329.

## 2. Wave 2, Stage 2

As shown in Table 4, as of September 30, 2007, approximately 52 percent of the FRAs expected for Wave 2, Stage 2 have been approved by the TA.

The Wave 2, Stage 2 mediation period began on February 1, 2007. As of September 30, 2007, of the 228 mediation dockets opened for Wave 2, Stage 2 licensees, 119 mediation dockets had been resolved (an increase from 83 resolved as of June 30, 2007). The parties in 89 mediations had negotiated PFAs and were in various stages of planning; 12 of these had reached agreement but had not yet executed FRAs. In addition, the parties in 16 mediation dockets had reached agreement on terms but not yet executed their PFAs or FRAs. One mediation docket was the subject of a Recommended Resolution pending before the FCC for *de novo* review; one was in the process of negotiating a PFA following *de novo* review by the FCC

## 3. Wave 3, Stage 2

Besides NPSPAC licensees, Wave 3, Stage 2 includes certain licensees with Southeast ESMR Band frequencies that were deferred from Wave 3, Stage 1 at the licensee's request.<sup>37</sup> As shown in Table 4, as of September 30, 2007, approximately 22 percent of the FRAs expected for Wave 3, Stage 2 have been approved by the TA.

The Wave 3, Stage 2 mediation period began on May 1, 2007. As of September 30, 2007, of the 260 mediation dockets opened for Wave 3, Stage 2 licensees, 80 mediation dockets had been resolved (an increase from 39 resolved as of June 30, 2007).<sup>38</sup> The parties in 144 mediations had negotiated PFAs and were in various stages of planning; five had reached agreement but had not yet executed FRAs. Thus, licensees in 224 mediations had entered into either a PFA or FRA with Sprint Nextel. In addition, the parties in 30 mediation dockets had reached agreement on terms but not yet executed their PFAs or FRAs. No mediations were referred to the FCC for *de novo* review.

## 4. Wave 4, Stage 2

The three-month mandatory negotiation period for Wave 4, Stage 2 licensees ended on July 31, 2007. As of September 30, 2007, the TA received eight FRAs and approved seven FRAs for Wave 4, Stage 2 licensees.

In preparation for the Wave 4, Stage 2 mediation period for non-border area licensees, and as it has following the conclusion of each mandatory mediation wave, the TA sought feedback about Wave 3, Stage 2 mediation period. The TA interviewed TA Mediators, Sprint

---

<sup>37</sup> Wave 3, Stage 1 licensees whose Wave 3 ESMR Negotiation Deferral Requests were granted in June 2006 had their negotiations and reconfiguration implementation deferred to Wave 3, Stage 2.

<sup>38</sup> The difference between the number of mediation dockets and the number of expected FRAs for Wave 3, Stage 2 is largely due to certain deals with Wave 3 Southeast ESMR Band licensees who were deferred from Wave 3, Stage 1 to Wave 3, Stage 2 not being included in the number of expected FRAs. The number of expected FRAs for Wave 3, Stage 2 will increase as additional FRAs are reached with such licensees and those deals are added to the count.

Nextel, incumbent licensees, licensee representatives, and vendors to solicit their views regarding Wave 3, Stage 2 mediation and to invite suggestions as to how the mediation process could be improved. As a consequence of these consultations, the TA reviewed and revised its training materials for TA Mediators to focus on the potential issues faced in the next wave of mediations, such as border area issues. As it has done prior to other mediation periods, the TA also conducted additional training for TA Mediators.

The Wave 4, Stage 2 mediation period for non-border area licensees began on August 1, 2007. Prior to the formal start of the mediation period, the TA granted one request for early mediation involving a Wave 4, Stage 2 licensee. On August 1, 2007, the formal start of the mediation period, the TA opened 53 mediation dockets, in addition to the one that had been previously opened, for a total of 54 Wave 4, Stage 2 mediation dockets.

As of September 30, 2007, 15 mediation dockets had been resolved. The parties in 13 mediations had negotiated PFAs and were in various stages of planning. In addition, the parties in 17 mediation dockets had reached agreement on terms but not yet executed their PFAs or FRAs. No mediations were referred to the FCC for *de novo* review.

Wave 4, Stage 2 licensees with systems located in, or affected by, the international border areas with Mexico and Canada have not yet received replacement frequency proposals from the TA pending the availability of revised border area band plans. In general, replacement frequency proposals were sent only to licensees far enough away from the border so as not to be affected by revised border area band plans. As noted in Section I.A.2. of this report, the FCC issued a Public Notice on October 29, 2007, which modified the schedule for Wave 4, Stage 2 licensees affected by the international border areas.<sup>39</sup> The FCC extended the mandatory negotiation period until January 31, 2008 and postponed the start of the mediation period until February 1, 2008 for such licensees. There are 199 licensees in Wave 4 that hold call signs with sites located in, or adjacent to, FCC-defined border areas that are affected by this extension.

During the extended negotiation period, Wave 4, Stage 2 licensees affected by the border areas are not required to engage in planning or negotiation prior to the receipt from the TA of proposed replacement frequencies, although they may elect to engage in such activities to the extent that they are not frequency-dependent and would not result in unnecessary duplication of costs.<sup>40</sup> If planning funding is required, licensees will need to submit a Request for Planning Funding (“RFPF”) to the TA and negotiate a PFA with Sprint Nextel.

### **C. Reconfiguration Implementation**

NPSPAC reconfiguration, often with complex system designs and interoperability requirements among numerous licensees in a region, will require more time and coordination than was needed for Channels 1-120 reconfiguration. While a number of NPSPAC FRAs have been approved by the TA, reconfiguration implementation is still getting underway for NPSPAC

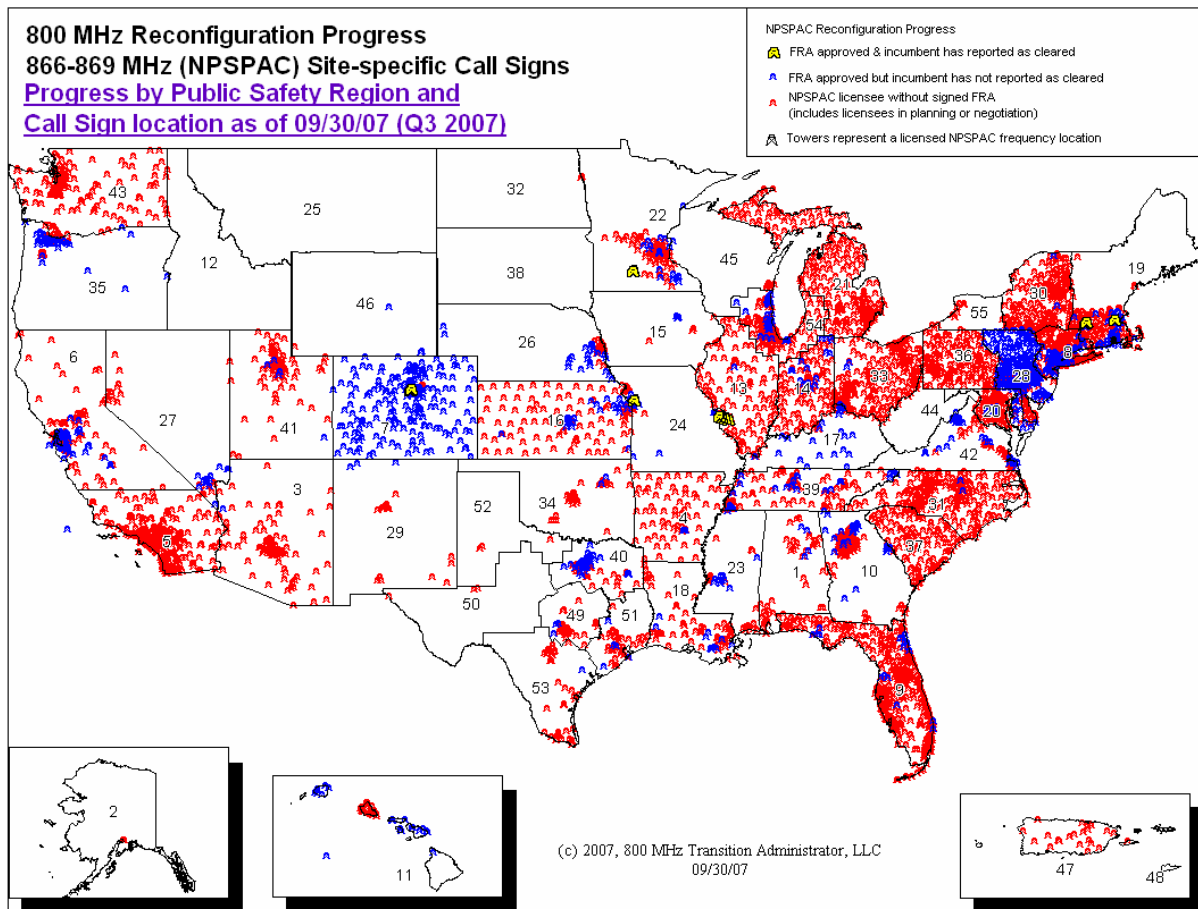
---

<sup>39</sup> See *Wave 4, Stage 2 Extension Public Notice*.

<sup>40</sup> See *id.*

licensees. Map 2 graphically depicts a geographic perspective of NPSPAC reconfiguration progress, as of September 30, 2007, by licensed NPSPAC locations.<sup>41</sup>

**Map 2: NPSPAC Locations and Reconfiguration Status, by NPSPAC Region as of September 30, 2007<sup>42</sup>**



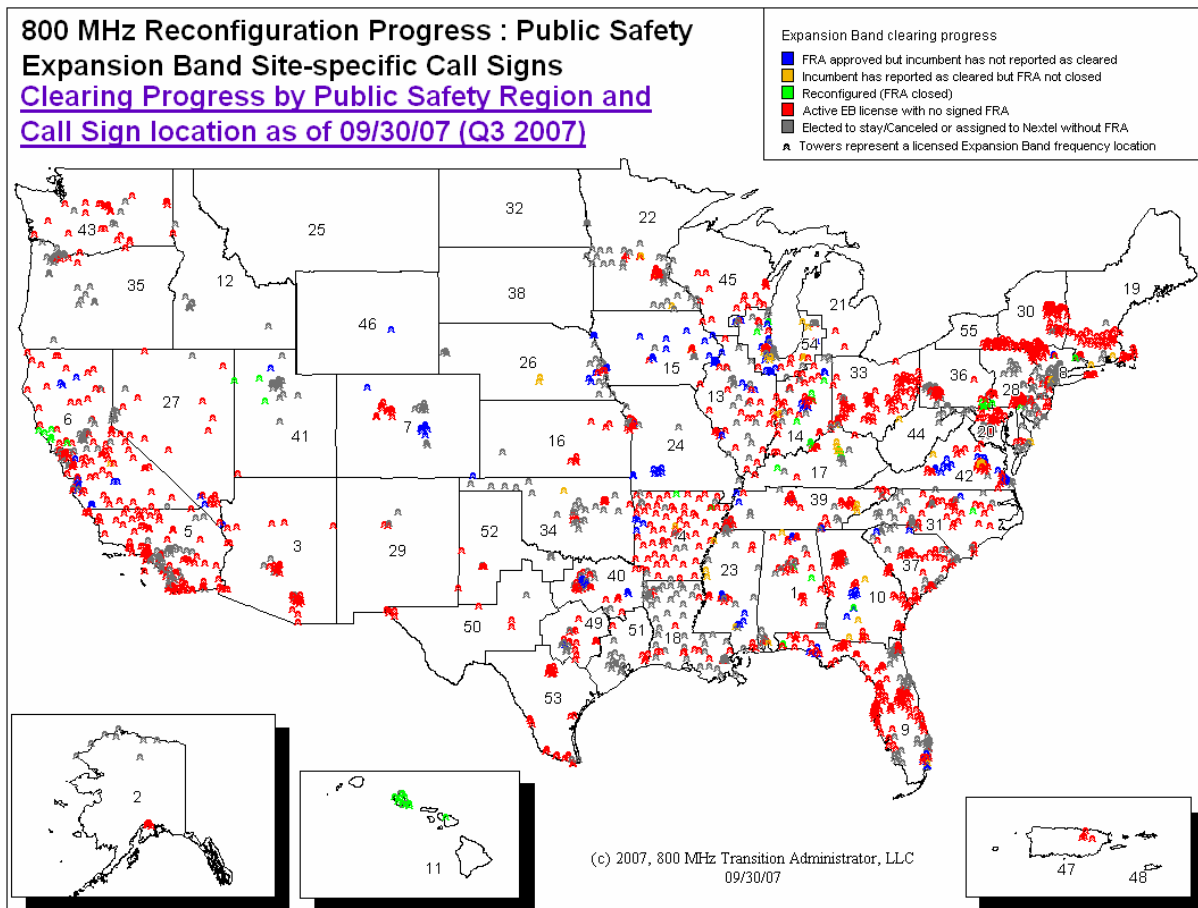
For Public Safety systems operating in the Expansion Band without NPSPAC frequencies, parties are negotiating fixed schedules for and proceeding with reconfiguration implementation. As of September 30, 2007, 64 licensees in the Expansion Band have completed reconfiguration of their frequencies, and an additional 76 licensees have an executed FRA and, to the extent they are not also NPSPAC licensees, are proceeding with reconfiguration.

Many of the Public Safety systems that have completed reconfiguration are in the Expansion Band. Map 3 below shows the progress of reconfiguration in the Expansion Band.

<sup>41</sup> Locations on STA call signs are only shown if they are included in an approved FRA.

<sup>42</sup> The licensee clearing information is provided by Sprint Nextel. Regions adjacent to international borders will not reach 100 percent until revised border area band plans are available.

**Map 3: Public Safety Expansion Band Locations and Reconfiguration Status, by NPSPAC Region as of September 30, 2007<sup>43</sup>**



Many of the licensees in the expanded ESMR band in the southeastern United States are public safety entities. Appendix 2 contains a map showing progress in clearing the Southeast ESMR band.

**1. Reconfiguration of Subscriber Equipment**

A key component of furthering rebanding progress is the reconfiguration of subscriber equipment. In March 2007, the TA made available to licensees the Subscriber Equipment Deployment (“SED”) initiative, an option to obtain replacement subscriber equipment and related software and services in advance of completing all cost negotiations. SED is intended to

<sup>43</sup> Call signs for Public Safety entities with locations in the FCC defined border areas with frequencies that fall between 860 and 861 MHz are included. As the border area band plans are finalized these locations may be dropped. The licensee clearing information is provided by Sprint Nextel. Regions adjacent to international borders will not reach 100 percent until revised border area band plans are available.

enable licensees to proceed with subscriber equipment-related activities in parallel with completion of negotiations for infrastructure costs and timing.

As of September 30, 2007, 16 licensees had submitted SED Requests covering more than 60,000 subscriber units and nine “subscriber equipment-only FRAs” had been submitted to the TA. Some of these NPSPAC licensees have made significant progress in retuning or replacing subscriber equipment and thousands of radios have already been retuned or replaced. Given the large number of licensees that are still in the planning phase, the TA believes this figure should be much higher and that many licensees are not availing themselves of the opportunity to expedite the reconfiguration of their subscriber equipment.

## **2. Implementation Planning Sessions**

As described in the TA’s Quarterly Progress Report for the quarter ended June 30, 2007, the TA has initiated Implementation Planning Sessions to identify and finalize reconfiguration implementation schedules among NPSPAC licensees in a given region of the country. These sessions facilitate joint planning between licensees and vendors at a regional level and enable licensee timeframes and interdependencies to be understood in aggregate. This is particularly important as many NPSPAC FRAs did not contain firm implementation dates. As groups of licensees within a geographical area and Sprint Nextel continue to make progress in completing planning activities and contractual negotiations, these sessions will provide a framework for the parties to finalize coordination among interdependent parties.

The Implementation Planning Sessions conducted by the TA have provided all parties with a more concrete view of (1) the schedule challenges facing NPSPAC licensees relative to the June 26, 2008 program completion date established by the FCC, and (2) actions that may be taken to expedite the completion of reconfiguration. The TA conducted its first Implementation Planning Sessions for NPSPAC licensees in Colorado in May 2007 and in Utah in June 2007. In the third quarter of 2007, the TA conducted Implementation Planning Sessions in Kansas (Region 16), the Sacramento and Fresno areas of Northern California (Region 6), Kentucky (Region 17), New York – Metro (Region 8), and Minnesota (Region 22). In October and November 2007, the TA conducted Implementation Planning Sessions in Indiana (Region 14), Illinois (Region 13), Chicago – Metro (Region 54), New England (Region 19), the San Francisco area of Northern California (Region 6), Oregon (Region 35), and Nebraska (Region 26). The licensees in attendance were in different stages of reconfiguration – some with completed FRAs and others still in planning and in mediation – in order to ensure all scheduling factors were considered.

During the meetings, the participants developed implementation schedules for the regions that identify key milestones and dependencies associated with physical reconfiguration activities. The key building blocks for developing these schedules were the licensees’ individual reconfiguration timelines, including the schedule for Sprint Nextel to clear replacement frequencies. These sessions provided insight into risks and dependencies such as hunting season, weather, and other major blackout days unique to those specific regions. A key observation that emerged from these sessions is that, despite the many challenges, NPSPAC reconfiguration is progressing in the wake of the program’s initial success in reconfiguring Channels 1-120.

Licensees that have been actively engaged throughout the process, such as those in Colorado and Utah among others, are moving forward with their implementation activities and are helping to define an implementation framework that can serve as a model for other NPSPAC licensees.

Over the next few months, the TA will be conducting Implementation Planning Sessions for the following licensee groups and/or regions: Iowa (Region 15); Nevada (Region 27); Pennsylvania-New Jersey-Delaware (Region 28); Texas – Austin (Region 49); Tennessee (Region 39); Virginia (Region (42); and Georgia (Region 10). In some cases, multiple sessions may be held within a region to cover all licensees. Other groups will be scheduled as FRAs are negotiated and appropriate planning activities draw to a close. However, licensees are encouraged to commence implementation activities that are not dependent on having cleared replacement frequencies after their FRAs are executed and should not wait until an Implementation Planning Session before beginning implementation activities. In fact, many licensees can and should immediately begin subscriber equipment deployment activities under the SED program prior to execution of an FRA. When licensees are ready to begin implementation, they should indicate their readiness and contact Sprint Nextel to discuss the schedule for Sprint Nextel to clear their replacement frequencies.

A number of NPSPAC licensees with FRAs, or whose FRA negotiations are nearing completion, are also able to move forward with scheduling their reconfigurations individually and directly with Sprint Nextel. Typically, these are licensees in regions with relatively few licensees or those without complex interoperability environments. Licensees finalizing their individual schedules with Sprint Nextel to gain access to cleared 851-854 MHz channels, either directly or through Implementation Planning Sessions, will be the key to progress in the fourth quarter of 2007.

#### IV. KEY RECONFIGURATION DATA

This section of the Quarterly Progress Report summarizes key reconfiguration data for the quarter ended September 30, 2007.

##### A. Licenses to Be Reconfigured

The table below provides the TA’s analysis of the current population of call signs per wave. The primary source of this data is the FCC’s Universal Licensing System (“ULS”) database, with geographical augmentation by the TA to determine NPSPAC region and other reconfiguration-specific information. This data defines the population of licenses that need to be reconfigured, and is updated to reflect changes made to the ULS database.<sup>44</sup>

**Table 6: Current Population of Call Signs, Per Wave<sup>45</sup>**

Wave	Channels 1-120	Public Safety Expansion Band	NPSPAC	Southeast ESMR Band	Total
	Number of Call Signs				
Wave 1	799	343	1827	0	<b>2969</b>
Wave 2	478	175	656	7	<b>1316</b>
Wave 3 <sup>46</sup>	568	205	864	244	<b>1881</b>
Wave 4 <sup>47</sup>	899	319	1493	0	<b>2711</b>
<b>TOTAL</b>	<b>2744</b>	<b>1042</b>	<b>4840</b>	<b>251</b>	<b>8877</b>

##### *Assumptions*

The TA has made certain assumptions regarding the population of licenses to be reconfigured. First, for spectrum planning purposes, unless notified otherwise, the TA has assumed that all Public Safety licensees with regular licenses in the Expansion Band granted prior to the end of the Stage 1 freeze for the relevant Wave would relocate. The number of call signs to be reconfigured has decreased to the extent that the TA receives elections from Public Safety incumbent licensees opting not to reconfigure. Through September 30, 2007, the TA

<sup>44</sup> The table includes site-specific (non-EA) call signs with primary fixed locations above 851 MHz, and – as of the second quarter of 2007 – all NPSPAC call signs, including STAs and licenses without fixed locations (e.g., mobile-only authorizations). It does not include Sprint Nextel or SouthernLINC call signs. There are a number of ancillary call signs licensed in the 806-821 MHz (non-NPSPAC) range that are not included in the counts but will, however, be reconfigured in association with related call signs that are included in the counts. See Appendix 5 for more detailed data.

<sup>45</sup> The data in the table includes call signs in the FCC-defined international border areas adjacent to Canada and Mexico.

<sup>46</sup> By June 30, 2006, the TA had received and approved requests to defer 38 Channels 1-120 call signs to Wave 4 from licensees in the Hurricane Katrina affected region. These call signs are still counted in the Wave 3 data.

<sup>47</sup> Certain public safety call signs in the border areas are counted as Expansion Band herein. This may change when the border area band plans are finalized.

received 230 Expansion Band Election filings from Public Safety licensees electing to remain in the Expansion Band.<sup>48</sup> Second, mobile-only systems and other secondary licenses (itinerant, demonstration, and temporary) are not generally being reconfigured in bands other than the NPSPAC channels.<sup>49</sup> Third, licenses under contract for voluntary reconfiguration agreements for which Sprint Nextel will not be seeking credit are not included in the totals. Fourth, the call sign figures in this report include only active call signs. The current population of call signs will be reduced by any call signs that cancel without an FRA; it will also be increased for new call signs granted from pending applications filed prior to the commencement of an application freeze related to reconfiguration. Fifth, the data includes call signs in the FCC-defined international border areas adjacent to Canada and Mexico. In these areas the calls signs are defined based on the standard U.S. band plan; the data may change once revised border area band plans are available. Finally, the TA and Sprint Nextel have jointly defined milestones to track the status of ongoing reconfiguration activities at the licensee level.

## **B. Frequency Proposals**

Additional Frequency Proposal Reports (“FPRs”) were prepared and mailed in the third quarter of 2007 for Wave 4, Stage 2 NPSPAC call signs granted as of December 31, 2006; however, the bulk of FPRs for call signs not affected by international border areas for all Waves and Stages were completed and sent in the first quarter of 2007. Additional FPRs were mailed as several frequency issues due to recent grants or modifications in Wave 3, Stage 2 were also resolved. Because of the international border area band plans still under negotiation with Canada and Mexico, the FPRs mailed were generally for the systems in Wave 4 NPSPAC regions located far from the FCC-defined border areas. Wave 4 licensees with systems located in, or affected by, the international border areas with Mexico and Canada have not yet received FPRs from the TA pending the availability of revised border area band plans. As additional call signs are granted for pending applications, for STAs at the request of licensees, or because of additional analysis of border area clearing options, FPRs will be sent in periodic batches.

---

<sup>48</sup> A list of entities that submitted Expansion Band Election filings as of September 30, 2007 appears in Appendix 4. The TA has granted license requests for rescission of thirteen of these elections.

<sup>49</sup> On December 20, 2006, the FCC issued guidance regarding the treatment of Special Temporary Authority (STA) licenses within the reconfiguration process. The TA is continually assessing which licensees and call signs are affected by this guidance and updates call sign, FPR, and related data as necessary as it is determined which STA call signs are affected by reconfiguration. The data is most likely to change for NPSPAC call signs, where significant numbers of STAs are being filed for and granted.

**Table 7: Total Frequencies Analyzed and Proposed by Wave, as of September 30, 2007**

Wave	Stage 1 and Expansion Band Frequencies	NPSPAC Frequencies
1	4,121	28,690
2	2,061	11,519
3	3,926	18,530
4	940	1,092
Total Analyzed	11,048	59,831
Additions this Quarter	116	184

The TA has sent 1,132 FPRs for Public Safety Expansion Band call signs in Waves 1-4. Although Public Safety licensees may elect to remain on their current channels, for planning purposes, new frequency proposals were prepared for all relevant call signs.<sup>50</sup> Most of these Expansion Band frequencies will be reconfigured within the same timeframe as the NPSPAC channels since many of the Expansion Band licensees are also associated with NPSPAC networks.

For each Wave, there were FPRs for certain call signs that were not generated or have been delayed. The primary reasons for this are: (1) the call sign is licensed in the FCC-defined border area; (2) the call sign is affected by the border areas and frequency planning must be done in conjunction with the yet-to-be determined specialized border area band plans; or (3) the licensee negotiated an FRA ahead of its wave and the reconfiguration process is already underway.

Delays in sending certain individual FPRs have not materially impacted the progress of reconfiguration. Generally, the delay in an FPR is indicative of a larger issue that needs to be resolved. Once that issue is resolved, the FPR can be sent and the licensee can move on quickly with the process.

**C. Frequency Reconfiguration Agreement Review**

**1. Stage 1**

The table below provides an overview of the elapsed time required by the TA to review and approve Channels 1-120 FRAs submitted to the TA.

<sup>50</sup> As of September 30, 2007, Public Safety licensees had filed elections not to reconfigure for 392 call signs.

**Table 8: TA FRA Review Timeframes (in Business Days) for Approval of Stage 1 (Channels 1-120) FRAs**

Wave	1-5 Days from Receipt	6-10 Days from Receipt	11-15 Days from Receipt	16-20 Days from Receipt	21 Days or More from Receipt	TOTAL
	Number of Frequency Reconfiguration Agreements					
Wave 1	288	48	13	0	0	349
Wave 2	168	34	2	1	0	205
Wave 3	213	15	4	0	0	232
Wave 4	100	3	1	0	0	104
Wave TBD*	2	0	0	0	0	2
<b>Total, Waves 1-4</b>	771	100	20	1**	0	892

\* Wave TBD (To Be Determined) – Deals projected by Sprint Nextel that have no call signs yet associated with them. The proper reconfiguration wave category will generally be determined upon the TA receiving the associated call sign assets or the FRA, although some deals cannot be classified by wave. In addition, certain EA licensees are included in this “Wave TBD” category.

\*\* FRA required coordination with the FCC to ensure licensee’s requests were in compliance with the *Report and Order*.

The table below illustrates the TA’s time to review Channels 1-120 FRAs compared to service level targets, on a percentage basis.

**Table 9: TA Stage 1 FRA Review Performance vs. Service Level Targets**

Time to Review	Within 5 business days	Within 10 business days	Within 15 business days
Service Levels	80%	95%	100%
TA’s Performance	86%	98%	100%

Additional information regarding the status of FRA review for Channels 1-120 (on a per wave, per region basis) can be found in Appendix 6.

## 2. Stage 2

Relative to Stage 1 FRAs, Stage 2 FRAs generally include more complex reconfigurations and associated cost estimates. The table below provides an overview of the elapsed time required by the TA to review and approve Stage 2 FRAs submitted to the TA.

**Table 10: TA FRA Review Timeframes (in Business Days) for Approval of Stage 2 (NPSPAC and Public Safety Expansion Band) FRAs**

Wave	1-5 Days from Receipt	6-10 Days from Receipt	11-15 Days from Receipt	16-20 Days from Receipt	21 Days or More from Receipt	TOTAL
	Number of Frequency Reconfiguration Agreements					
Wave 1	181	16	5	0	0	202
Wave 2	111	6	1	0	0	118
Wave 3	48	3	0	0	0	51
Wave 4	6	1	0	0	0	7
Wave TBD*	10	2	0	0	0	12
<b>Total, Waves 1-4</b>	356	28	6	0	0	390

\* Wave TBD (To Be Determined) – Deals projected by Sprint Nextel that have no call signs yet associated with them. The proper reconfiguration wave category will generally be determined upon the TA receiving the associated call sign assets or the FRA, although some deals cannot be classified by wave.

The table below illustrates the TA’s time to review Stage 2 FRAs on a percentage basis.

**Table 11: TA Stage 2 FRA Review Performance**

Time to Review	Within 5 business days	Within 10 business days	Within 15 business days
TA's Performance	91%	98%	100%

Additional information regarding the status of FRA review for Stage 2 (on a per wave, per region basis) can be found in Appendix 7.

Although the TA continues to meet its service level goals for reviewing FRAs, approximately 18 percent of all FRAs approved during the third quarter required the issuance of a Request for Information (“RFI”), including the issuance of RFIs for 18 percent of the Stage 2 FRAs. In some cases, multiple RFIs were required to resolve deficient items, thereby delaying TA review. Examples of the types of missing information include:

- Lack of or insufficient details associated with the reconfiguration costs;
- Lack of or insufficient details associated with travel costs;
- Lack of or insufficient details associated with Project Management, Legal, or Engineering Consulting services and the associated costs identified in the FRA;
- Inconsistencies between payment terms identified in an FRA and Sprint Nextel’s supporting back office system;
- Modifications to standard FRA contract terms and conditions; and
- Incomplete or erroneous FRA schedules regarding frequencies.

**D. FCC Reconfiguration Applications**

The TA has worked with FCC staff to define and implement data transfers to authenticate applications related to reconfiguration. The table below summarizes the status of reconfiguration applications for site-specific call signs submitted to the FCC through September 30, 2007.

**Table 12: Reconfiguration FCC Application Milestones for Channels 1-120 Call Signs as of September 30, 2007<sup>51</sup>**

Wave	Updated Population as of 9/30/2007	Call Signs with Reconfiguration Applications Submitted to FCC	Call Signs with Reconfiguration Applications Granted	Call Signs with Surrender Applications Submitted to FCC <sup>52</sup>	Call Signs with Surrender Applications Granted
	Number of Call Signs				
Wave 1	799	745	745	724	655
Wave 2	478	435	435	452	416
Wave 3	568	403	403	376	242
Wave 4	899	170	166	135	121
<b>TOTAL</b>	<b>2744</b>	<b>1753</b>	<b>1749</b>	<b>1687</b>	<b>1434</b>

The procedure developed by the TA together with the FCC and Sprint Nextel for processing reconfiguration related applications continues to function well. For Private Mobile Radio Service (“PMRS”) applications that do not require public notice, the average time from filing to grant remained at 7.8 calendar days. Applications for Specialized Mobile Radio (“SMR”) systems that may require a 30-day public notice are being granted, on average, in 47.9 calendar days.

During the third quarter the TA worked with the FCC’s Public Safety and Homeland Security Bureau and the FCC’s Gettysburg Office to define and implement a new process for modifying STAs that are subject to reconfiguration. The process will facilitate granting the addition and deletion of frequencies affected by reconfiguration in a timely manner.

Appendix 5 contains additional information regarding the TA’s FCC reconfiguration application milestones (on a per region basis) as of September 30, 2007.

<sup>57</sup> The TA worked with Sprint Nextel and the TA mediation teams during the third quarter to improve the accuracy

<sup>51</sup> The data in the table includes call signs in the FCC-defined international border areas adjacent to Canada and Mexico.

<sup>52</sup> Some FRAs stipulate that certain call signs are to be cancelled rather than reconfigured. Such cancellations are considered surrender applications for the purpose of this analysis. It is possible therefore that there will be more Surrender Applications than Reconfiguration Applications for one or more waves.

**E. Status of Reconfiguration Completion Certifications (Closing)**

As of September 30, 2007, the TA had received seven PFA Completion Certifications and had reviewed and certified six PFAs as complete, with the remaining one under review.

During the third quarter of 2007, an additional 68 FRA Completion Certifications<sup>53</sup> were submitted to the TA, raising the total number received by the TA to 622. Of these, the TA had reviewed and certified 616 FRAs as complete,<sup>54</sup> with the remaining six under review as of September 30, 2007. Appendix 8 contains a summary of deals that have closed as of September 30, 2007.

Sprint Nextel has provided the TA with the following data which describes the status of deals, in terms of numbers of FRAs in each stage of the contract closing process as of September 30, 2007.

---

<sup>53</sup> From this point forward all subsequent information is related to FRA Completion Certifications only.

<sup>54</sup> Of these, 597 were for Stage 1 licensees and 19 were for Stage 2 licensees.

**Table 13: Status of FRAs in the Closing Process (after completion of physical reconfiguration)<sup>55</sup>**

Status of FRAs	Number
<b>Closed FRAs</b>	<b>616</b>
<b>FRAs Pending TA Completion Certification Review</b>	<b>6</b>
<b>FRAs Pending in the Sprint Nextel Closing Process:</b>	
Sprint Nextel Execution of the Completion Certificates	15
Sprint Nextel Receipt of Signed Completion Certificates from Incumbent Licensees	27
Sprint Nextel Preparation of Completion Certificates	4
<b>Total FRAs in the Sprint Nextel Closing Process</b>	<b>46</b>
<b>FRAs Pending in the Actual Cost Reconciliation Process:</b>	
Sprint Nextel Pending Receipt of Signed Reconciliation Statement	15
Sprint Nextel Waiting for Receipts and Preparing Actual Cost Reconciliation Statement	150
Sprint Nextel Preparing Request for Receipt Letter	34
<b>Total FRAs in the Actual Cost Reconciliation Process</b>	<b>199</b>
<b>FRAs not in the above Closing or Actual Cost Reconciliation Processes:</b>	
Finalization of either certain Reconfiguration Project Management activities or Requisite Regulatory Filings	3
Completion of the Actual Cost Reconciliation and either Finalization of certain Reconfiguration Project Management activities or Requisite Regulatory Filings	23
Completion of the Actual Cost Reconciliation, Requisite Regulatory Filings, and certain Reconfiguration Project Management activities	4
<b>Total FRAs not in the above Closing or Actual Cost Reconciliation Processes</b>	<b>30</b>
<b>Total FRAs for which physical reconfiguration is complete</b>	<b>897</b>

The TA has observed significant lags between completing physical reconfiguration and completing all necessary filings with the FCC and processing Completion Certifications through Sprint Nextel and the TA. For the closed FRAs (including those pending TA review), the average elapsed time between the completion of the physical reconfiguration and completion of the closing process was 6.2 months as of September 30, 2007 (compared to 5.9 months for the period ending June 30, 2007). For FRAs that have not yet closed, the average outstanding elapsed time from completion of the physical reconfiguration as of September 30, 2007 is 9.6 months (compared to 7.9 months as of June 30, 2007).

As of September 30, 2007, the major area of delay was the Actual Cost Reconciliation Process which accounts for 72 percent of the FRAs that have completed the physical reconfiguration but are not yet closed. Of the 199 FRAs in the Actual Cost Reconciliation Process, 156 (78 percent) of the FRAs have been in this same stage for three months or longer. The status of deals, in terms of numbers and percentage of FRAs outstanding in the Actual Cost Reconciliation Stage is listed in the table below.

<sup>55</sup> Sprint Nextel is the data source for this table.

**Table 14: Status of Outstanding FRAs in the Actual Cost Reconciliation Stage (after completion of physical reconfiguration but prior to closing)<sup>56</sup>**

Outstanding for	Number of FRAs	Percentage of the Total FRAs in the Actual Cost Reconciliation Process
Less than 3 Months	43	22%
3 to 6 Months	38	19%
6 to 9 Months	38	19%
9 to 12 Months	50	25%
12 Months or Longer	30	15%

The average time to complete the Actual Cost Reconciliation under an FRA once the physical reconfiguration was completed continues to be influenced by delays in processing Change Notices by the incumbent licensee and Sprint Nextel and delays in incumbent licensees submitting to Sprint Nextel complete, accurate, and/or timely information required for the Actual Cost Reconciliation to substantiate Actual Costs incurred as well as Sprint Nextel delays in administering the Actual Cost Reconciliation Process. To minimize the effort and times associated with the closing process, incumbent licensees are strongly encouraged to review the following TA guidance, *Change Notice Process Fact Sheet*, *Actual Cost Reconciliation Fact Sheet* and *Incumbent Labor Reimbursement Policy*, which are available on the TA’s website at [www.800TA.org](http://www.800TA.org). The TA will continue to monitor the closing process.

<sup>56</sup> Sprint Nextel is the data source for this table.

## V. COMMUNICATIONS WITH STAKEHOLDERS

To facilitate successful 800 MHz band reconfiguration, licensees and other stakeholders must have rapid and consistent access to accurate reconfiguration information, processes and procedures. As such, the TA executes an approach that is intended to engage, educate, and equip the impacted stakeholders with the knowledge necessary to plan and implement reconfiguration activities. The TA employs a multi-pronged approach, including direct calling campaigns, conference and event attendance (“Stakeholder Outreach”), Webinars (online training seminars), and interaction with industry press to accomplish these goals.

### A. Stakeholder Inquiries

As noted in previous Quarterly Progress Reports, the TA has established a “Contact Center” to receive and process questions and requests for information regarding reconfiguration and the TA’s activities. The TA receives inquiries from a variety of stakeholders: licensees, vendors, consultants, associations, and the trade press. During the third quarter, the TA received a total of 2,968 inquiries to the Contact Center (808 in July 2007; 1,186 in August 2007; 974 in September 2007). Access to the Contact Center is critically important to ensure that licensees and other stakeholders are able to obtain information to prepare for and implement the reconfiguration of their system(s).

### B. TA-Produced Materials and the TA’s Website

During the third quarter, the TA continued to distribute informational materials to stakeholders relating to the reconfiguration process, including fact sheets, licensee forms, press releases, direct mailings, and other materials as listed below. Many of these items are posted on the TA’s website ([www.800TA.org](http://www.800TA.org)).

- Preparing for Implementation Fact Sheet – In July 2007, the TA published a fact sheet outlining steps for licensees to prepare for implementation. This information was published in the expectation that the released guidance would prove beneficial to those licensees who are preparing for the next phase of reconfiguration, physical implementation.
- Alternative Resolution Dispute (“ADR”) Plan – As discussed in Section I.D., the TA published a revised ADR Plan in September 2007.
- Schedule and Freeze Date Graphic – Based on the recent extensions of the mandatory negotiation period and the application freeze for Wave 4, Stage 1 and Wave 4, Stage 2 border area licensees, the TA updated all relevant information on the TA’s website and in print materials to reflect the extensions.

These new or modified materials, in addition to materials previously published, are intended to provide stakeholders with sufficient information to effectively plan, negotiate, and implement reconfiguration.

The TA issued the following press release during the third quarter:

- “Wave 4, Stage 1 Negotiation Period Extended for Border-Area Non-NPSPAC Licensees” (July 3, 2007)

During the third quarter, the TA also submitted written articles to various Public Safety Communications publications as another medium to communicate with licensees, and to educate those involved in the rebanding process.

In the third quarter, the TA also reached out to a large number of licensees through various mailings. Letters were sent to NPSPAC licensees in Wave 4 at Day 175 notifying them of the upcoming mediation stage. In July and September of 2007, the TA sent out letters to Wave 4, Stage 1 licensees and Wave 4, Stage 2 licensees located in, or adjacent to, the border areas with Canada and Mexico regarding the FCC’s extension to the mandatory negotiation periods. In addition, the TA continues to send out letters requesting closing documents and actual cost reconciliation letters from licensees that are deemed outstanding.

As discussed in previous Quarterly Progress Reports, the TA’s website is a significant component of the Stakeholder Outreach efforts. The TA’s listserv feature – TA Alerts – allows website visitors to sign up to receive emails from the TA with the latest updates and news and has 247 active subscribers to date. During the third quarter, updates were made to the TA’s website to post and advertise new and updated TA-produced materials and FCC Public Notices and Orders. The TA’s website received an estimated 19,000 hits during the third quarter of 2007.

## **C. Outreach Events and TA-Sponsored Education and Training**

### **1. Meetings and Conferences**

Meetings and events are a central component of the TA’s ongoing efforts to communicate with and educate impacted stakeholders and licensees. Meetings and conferences attended by TA representatives during the third quarter and expected to be attended during the fourth quarter are listed in Appendix 9.

### **2. Webinars**

The TA has continued to conduct numerous Webinars that provide information on all facets of reconfiguration. The Webinar series to date has totaled 46 sessions with 1005 attendees across the following stakeholder groups: 60.75 percent Public Safety; 0.5 percent Critical Infrastructure Industries licensees; 0.6 percent Business/Industrial Land Transportation licensees; and 25.25 percent other (consultants, vendors, etc.), with the remainder, approximately 12.9 percent, unidentified.<sup>57</sup> During the third quarter of 2007, the TA offered Webinars on the following topics:

- Alternative Dispute Resolution

---

<sup>57</sup> These percentages do not include all Webinars because some sessions were not polled.

- Preparing for Implementation

Webinars have proven to be an effective, low-cost method for reaching wide audiences and providing interactive and just-in-time guidance. The TA solicited feedback following each delivery. According to participant surveys, reaction to the Webinars has been overwhelmingly positive, with participants indicating that the opportunity for live discussion is the most helpful aspect.

### **3. Licensee Outreach Campaigns**

In an effort to further the progress of reconfiguration, and in response to specific requests from the Public Safety community, the TA continued its communication and outreach efforts this quarter. Specifically, the TA executed an outbound communications campaign to licensees in Wave 4, Stage 2 to identify Point-of-Contact (POC) information for licensees that had not submitted a Point-of-Contact form to the TA. This effort provided the TA more accurate licensee contact information to ensure all communications to the licensees was directed to the appropriate person.

## VI. FINANCIAL

This section provides information for the third quarter of 2007 regarding reconfiguration expenditures, letters of credit, 800 MHz incumbent licensee reviews, the external audit, and the TA's fees and expenses.

### A. Reconfiguration Expenditures

#### 1. 800 MHz Incumbent Licensee Reconfiguration Costs

As of September 30, 2007, Sprint Nextel and incumbent licensees had executed FRAs and PFAs pursuant to TA-approved cost estimates totaling approximately \$194.1 million and Sprint Nextel had paid approximately \$82.0 million of this amount as advance payments and for work completed to date.

Sprint Nextel has reported to the TA that it had incurred, on a cash basis, approximately \$288.3 million (through September 30, 2007) in costs for (a) payments made to incumbent licensees or their vendors in accordance with TA-approved agreements executed by incumbent licensees and Sprint Nextel; and (b) replacement equipment costs, including costs related to the development of software for certain incumbent licensee subscriber equipment that enables such subscriber equipment to be retuned rather than replaced and costs related to replacement equipment to be provided to incumbent licensees by Sprint Nextel (collectively "800 MHz Incumbent Licensee Reconfiguration Costs"). To date, Sprint Nextel had requested that the TA assess approximately \$96.1 million of the 800 MHz Incumbent Licensee Reconfiguration Costs (submitted as of June 30, 2007) for the purpose of determining whether those costs are creditable against the payment Sprint Nextel will make to the United States Treasury at the completion of reconfiguration ("Creditable Costs"). The TA has performed a review of approximately \$64.1 million in costs (submitted as of December 31, 2006). The status of these costs is as follows:

- \$58.4 million was determined by the TA to be Creditable Costs pending the Final Accounting to be performed at completion of reconfiguration and the results of the external audits.
- The remaining \$5.7 million requires additional information from Sprint Nextel to determine whether these costs are creditable.

Sprint Nextel has not submitted the remaining \$192.2 million of the 800 MHz Incumbent Licensee Reconfiguration Costs to the TA for credit assessment or for external audit.

#### 2. Sprint Nextel Costs

Sprint Nextel has reported to the TA that it had incurred, on a cash basis, approximately \$251.2 million (through September 30, 2007) in costs to support (a) incumbent licensee negotiations, (b) systems development costs for tracking and reporting of program activity, (c) Sprint Nextel's program and financial management activities, (d) other program costs, and (e) reconfiguration of Sprint Nextel's systems in the 800 MHz band (collectively "Sprint Nextel

Costs”). The Sprint Nextel Costs exclude certain amounts incurred related to Sprint Nextel’s internal network costs that Sprint Nextel may submit for credit at a later date (“To Be Determined Sprint Nextel Costs”). To date, Sprint Nextel has requested that the TA assess approximately \$44.4 million of the Sprint Nextel Costs (submitted as of June 30, 2007) for the purpose of determining whether those costs are Creditable Costs. The TA has performed a review of approximately \$33.5 million in costs (submitted as of December 31, 2006). The status of these costs is as follows:

- \$24.1 million was determined by the TA to be Creditable Costs pending the Final Accounting to be performed at completion of reconfiguration and the results of the external audits.
- The remaining \$9.4 million requires additional information from Sprint Nextel to determine whether these costs are creditable.

Sprint Nextel has not submitted the remaining \$206.8 million of the Sprint Nextel Costs or any of the To Be Determined Sprint Nextel Costs to the TA for credit assessment or for external audit.

### **3. 1.9 GHz Clearing Costs**

Sprint Nextel has reported to the TA that it has incurred approximately \$329.3 million in costs (through September 30, 2007) associated with reconfiguration of the 1.9 GHz band. These costs are reported for informational purposes only. The TA does not conduct a review of these costs.

#### **B. Letters of Credit**

For the quarter ended September 30, 2007, Sprint Nextel has made all its required payments to licensees and vendors. Accordingly, there has been no need to draw on the Letters of Credit through September 30, 2007.

As of September 30, 2007, Sprint Nextel is not seeking a reduction in the Letters of Credit. At this time, there is no indication that the \$2.5 billion Letters of Credit balance is insufficient to cover the costs of reconfiguration, and therefore, the TA does not recommend a reduction or increase in the Letters of Credit. The TA will reassess the need to reduce or increase the Letters of Credit in the Quarterly Progress Report to be filed for the fourth quarter.

#### **C. 800 MHz Incumbent Licensee Reviews**

As of September 30, 2007, the TA received completion certifications for seven PFAs and 622 FRAs. These completion certifications were filed as part of the closing process once all planning or reconfiguration implementation activities were completed. The TA has reviewed the amounts expended on planning activities and reconfiguration implementation activities covered by these PFAs and FRAs and concurs with the identified remaining payments due incumbent

licensees or refunds due Sprint Nextel, pending any results of the TA's post-close review rights or external audits.

**D. External Audit**

On July 30, 2007, the TA filed with the FCC its Annual Report and Statement of Program Expenditures for the year ended December 31, 2006 and for the period from inception (August 6, 2004) through December 31, 2006.<sup>58</sup> As discussed previously, a majority of the 800 MHz Incumbent Licensee Reconfiguration Costs and the Sprint Nextel Costs (\$399.1 million plus the amount for the To Be Determined Sprint Nextel Costs) has not been submitted by Sprint Nextel to the TA for credit assessment or for external audit. Accordingly, these costs will be included in a subsequent period audit.

**E. Transition Administrator**

**1. Fees, Expenses, and Staffing**

The TA's fees and expenses for the quarter ended September 30, 2007 were \$9.4 million in fees and \$0.2 million in expenses, for a total of \$9.6 million, which is approximately \$1.0 million lower than the forecast for the third quarter. Additional details are provided in Appendix 10. TA staffing as of September 30, 2007 consisted of 74 Full Time Equivalents ("FTEs").

The TA's fees and expenses for the quarter ending December 31, 2007 are estimated at \$10.3 million in fees and \$0.3 million in expenses, for a total of \$10.6 million.

**2. Disclosure of Non-Reconfiguration Fees**

In accordance with the TA's Independence Management Plan, the TA reports that BearingPoint received \$4,047,895 from Sprint Nextel in non-TA fees and costs for the quarter ended September 30, 2007.<sup>59</sup>

---

<sup>58</sup> See 800 MHz Transition Administrator, LLC's *Ex Parte* Notification, WT Docket No. 02-55 (filed July 30, 2007) (attaching Annual Report and Statement of Program Expenditures).

<sup>59</sup> See Independence Management Plan for the 800 MHz Transition Administrator Team Members (Version 1.1), WT Docket No. 02-55 (filed May 9, 2005), at 4.

Appendix 1

Status of Negotiations for Licensees in Channels 1-120: Milestones Completed by Number of Frequency Reconfiguration Agreements, Per Wave, Per Region, as of September 30, 2007

Public Safety Region (PSR)	Number of Channels 1-120 FRAs (a)	Sprint Nextel Initiated Contact with Licensee (a)	Sprint Nextel and Licensee Reach Pre-Contract Agreement (a)	FRAs Submitted to TA	FRAs Approved by TA
		Number of Frequency Reconfiguration Agreements (FRAs)			
<b>Wave 1</b>	<b>354</b>	<b>354</b>	<b>351</b>	<b>349</b>	<b>349</b>
Multiregion	101	101	98	98	98
6	35	35	35	35	35
7	11	11	11	11	11
8	33	33	33	33	33
11	9	9	9	9	9
13	18	18	18	18	18
14	8	8	8	8	8
19	15	15	15	15	15
20	18	18	18	16	16
27	22	22	22	22	22
28	24	24	24	24	24
35	14	14	14	14	14
41	7	7	7	7	7
42	15	15	15	15	15
45	7	7	7	7	7
54	17	17	17	17	17
<b>Wave 2</b>	<b>206</b>	<b>206</b>	<b>206</b>	<b>205</b>	<b>205</b>
Multiregion	70	70	70	70	70
PSR TBD (b)	0	0	0	0	0
4	9	9	9	9	9
12	4	4	4	4	4
15	5	5	5	5	5
16	9	9	9	9	9
17	9	9	9	9	9
22	25	25	25	25	25
24	12	12	12	12	12
25	4	4	4	4	4
26	4	4	4	4	4
32	0	0	0	0	0
34	2	2	2	2	2
38	1	1	1	1	1
39	24	24	24	23	23
40	11	11	11	11	11
44	1	1	1	1	1
46	0	0	0	0	0
49	2	2	2	2	2
51	6	6	6	6	6
52	8	8	8	8	8

Appendix 1

Status of Negotiations for Licensees in Channels 1-120: Milestones Completed by Number of Frequency Reconfiguration Agreements, Per Wave, Per Region, as of September 30, 2007

Public Safety Region (PSR)	Number of Channels 1-120 FRAs (a)	Sprint Nextel Initiated Contact with Licensee (a)	Sprint Nextel and Licensee Reach Pre-Contract Agreement (a)	FRAs Submitted to TA	FRAs Approved by TA
		Number of Frequency Reconfiguration Agreements (FRAs)			
<b>Wave 3</b>	<b>244</b>	<b>244</b>	<b>236</b>	<b>232</b>	<b>232</b>
Multiregion	78	78	75	73	73
PSR TBD (b)	0	0	0	0	0
1	13	13	13	13	13
9	56	56	54	53	53
10	35	35	34	33	33
18	14	14	14	14	14
23	14	14	14	14	14
31	19	19	19	19	19
37	5	5	5	5	5
47	7	7	5	5	5
48	3	3	3	3	3
<b>Wave 4</b>	<b>120</b>	<b>110</b>	<b>105</b>	<b>104</b>	<b>104</b>
Multiregion	24	24	23	23	23
PSR TBD (b)	7	1	1	1	1
2	4	4	4	4	4
3	23	23	22	22	22
5	2	2	2	2	2
18	1	1	1	1	1
21	16	12	9	8	8
29	1	1	1	1	1
30	7	7	7	7	7
33	5	5	5	5	5
36	7	7	7	7	7
43	3	3	3	3	3
50	5	5	5	5	5
53	6	6	6	6	6
54	5	5	5	5	5
55	4	4	4	4	4
<b>Wave TBD (c)</b>	<b>23</b>	<b>4</b>	<b>3</b>	<b>2</b>	<b>2</b>
<b>TOTAL</b>	<b>947</b>	<b>918</b>	<b>901</b>	<b>892</b>	<b>892</b>

Notes:

- (a) Sprint Nextel is the data source for this column. The figures have not been verified by the TA.
- (b) PSR TBD (To Be Determined) - The TA is unable to accurately assign a PSR based on data provided.
- (c) Wave TBD (To Be Determined) - Deals projected by Sprint Nextel that have no call signs yet associated with them. The proper reconfiguration wave category will generally be determined upon the TA receiving the associated call sign assets or the FRA, although some deals cannot be classified by wave. In addition, certain Economic Area ("EA") licensees are included in this Wave Undetermined category.

Appendix 2  
 Status of Reconfiguration for Licensees in Channels 1-120:  
 Milestones Completed by Number of Call Signs, Per Wave, Per Region, as of September 30, 2007

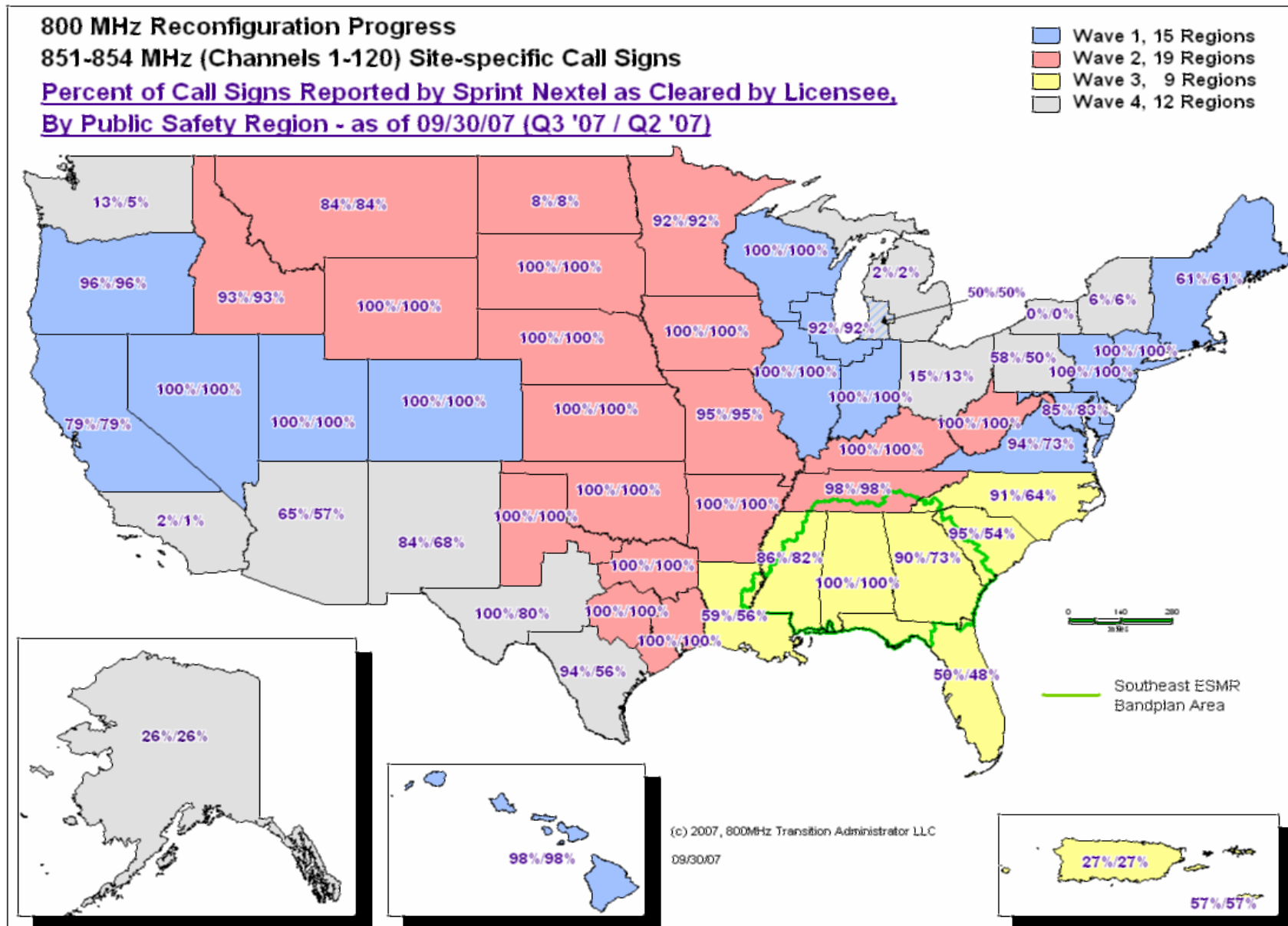
Public Safety Region (PSR)	PSR Name	Updated Call Sign Population as of 9/30/07	Sprint Nextel Initiated Contact with Licensee	Sprint Nextel and Licensee Reach Pre-Contract Agreement	Sprint Nextel Submits Frequency Reconfiguration Agreement to TA	TA Approves Frequency Reconfiguration Agreement	Through 9/30/07 Call Signs with Reconfiguration Applications Submitted to FCC	Through 9/30/07 Call Signs with Reconfiguration Applications Granted	Sprint Nextel Clears Frequencies	Incumbent Clears Frequencies	Through 9/30/07 Call Signs with Surrender Applications Submitted to FCC	Through 9/30/07 Call signs with Surrender Applications Granted
<b>Wave 1</b>	<b>Subtotal</b>	<b>799</b>	<b>765</b>	<b>765</b>	<b>763</b>	<b>763</b>	<b>714</b>	<b>714</b>	<b>756</b>	<b>726</b>	<b>715</b>	<b>646</b>
6	CA - North	106	106	106	106	106	100	100	106	84	84	65
7	Colorado	27	27	27	27	27	27	27	27	27	27	20
8	NY - Metro (CT, NJ, NY, PA)	96	96	96	96	96	92	92	96	96	96	93
11	Hawaii	56	55	55	55	55	55	55	55	55	55	54
13	Illinois	40	40	40	40	40	37	37	40	40	38	37
14	Indiana	27	27	27	27	27	27	27	27	27	27	27
19	ME, NH, VT, MA, RI, CT*	81	49	49	49	49	49	49	49	49	49	49
20	MD; DC; VA - Northern	66	65	65	63	63	43	43	57	56	51	45
27	Nevada	63	63	63	63	63	62	62	63	63	63	61
28	NJ, PA, DE	67	67	67	67	67	67	67	67	67	67	63
35	Oregon	48	48	48	48	48	48	48	47	46	46	41
41	Utah	21	21	21	21	21	20	20	21	21	20	20
42	Virginia	52	52	52	52	52	43	43	52	49	50	29
45	Wisconsin	13	13	13	13	13	12	12	13	13	12	12
54	Chicago	36	36	36	36	36	32	32	36	33	30	30
<b>Wave 2</b>	<b>Subtotal</b>	<b>478</b>	<b>457</b>	<b>457</b>	<b>457</b>	<b>457</b>	<b>427</b>	<b>427</b>	<b>454</b>	<b>454</b>	<b>445</b>	<b>409</b>
4	Arkansas	39	39	39	39	39	38	38	39	39	39	23
12	Idaho*	15	14	14	14	14	14	14	14	14	14	14
15	Iowa	16	16	16	16	16	16	16	16	16	16	15
16	Kansas	33	33	33	33	33	32	32	33	33	33	33
17	Kentucky	16	16	16	16	16	15	15	16	16	16	14
22	Minnesota*	76	70	70	70	70	65	65	70	70	67	67
24	Missouri	37	37	37	37	37	37	37	35	35	36	36
25	Montana*	19	16	16	16	16	11	11	16	16	16	14
26	Nebraska	10	10	10	10	10	9	9	10	10	10	10
32	North Dakota*	12	1	1	1	1	1	1	1	1	1	1
34	Oklahoma	25	25	25	25	25	25	25	25	25	25	24
38	South Dakota	1	1	1	1	1	1	1	1	1	1	1
39	Tennessee	43	43	43	43	43	43	43	42	42	42	37
40	TX - Dallas	38	38	38	38	38	35	35	38	38	35	35
44	West Virginia	3	3	3	3	3	3	3	3	3	3	3
46	Wyoming	1	1	1	1	1	1	1	1	1	1	1
49	TX - Austin	11	11	11	11	11	11	11	11	11	8	7
51	TX - Houston	41	41	41	41	41	37	37	41	41	40	34
52	TX - Lubbock	42	42	42	42	42	33	33	42	42	42	40

Appendix 2  
 Status of Reconfiguration for Licensees in Channels 1-120:  
 Milestones Completed by Number of Call Signs, Per Wave, Per Region, as of September 30, 2007

Public Safety Region (PSR)	PSR Name	Updated Call Sign Population as of 9/30/07	Sprint Nextel Initiated Contact with Licensee	Sprint Nextel and Licensee Reach Pre-Contract Agreement	Sprint Nextel Submits Frequency Reconfiguration Agreement to TA	TA Approves Frequency Reconfiguration Agreement	Through 9/30/07 Call Signs with Reconfiguration Applications Submitted to FCC	Through 9/30/07 Call Signs with Reconfiguration Applications Granted	Sprint Nextel Clears Frequencies	Incumbent Clears Frequencies	Through 9/30/07 Call Signs with Surrender Applications Submitted to FCC	Through 9/30/07 Call signs with Surrender Applications Granted
<b>Wave 3</b>	<b>Subtotal</b>	<b>568</b>	<b>483</b>	<b>483</b>	<b>475</b>	<b>474</b>	<b>399</b>	<b>399</b>	<b>406</b>	<b>355</b>	<b>373</b>	<b>239</b>
1	Alabama	9	9	9	9	9	9	9	9	9	9	5
9	Florida	216	213	213	206	205	187	187	146	109	122	106
10	Georgia	49	47	47	47	47	38	38	46	44	46	28
18	Louisiana	79	58	58	57	57	49	49	49	47	48	34
23	Mississippi	22	21	21	21	21	20	20	21	19	21	10
31	North Carolina	67	67	67	67	67	45	45	67	61	61	40
37	South Carolina	37	37	37	37	37	20	20	37	35	35	7
47	Puerto Rico	66	18	18	18	18	18	18	18	18	18	6
48	US Virgin Islands	23	13	13	13	13	13	13	13	13	13	3
<b>Wave 4</b>	<b>Subtotal</b>	<b>899</b>	<b>177</b>	<b>177</b>	<b>177</b>	<b>177</b>	<b>169</b>	<b>165</b>	<b>175</b>	<b>158</b>	<b>134</b>	<b>120</b>
2	Alaska*	23	6	6	6	6	3	3	6	6	6	6
3	Arizona*	75	52	52	52	52	50	50	52	49	46	44
5	CA - South*	139	5	5	5	5	5	5	4	3	3	3
21	Michigan*	61	1	1	1	1	1	1	1	1	1	1
29	New Mexico*	25	22	22	22	22	21	21	22	21	21	17
30	NY - Albany*	95	17	17	17	17	17	14	17	6	6	6
33	Ohio*	108	17	17	17	17	17	17	16	16	16	10
36	Pennsylvania*	12	7	7	7	7	7	7	7	7	7	5
43	Washington*	151	20	20	20	20	18	18	20	20	11	11
50	TX - El Paso*	10	10	10	10	10	10	10	10	10	10	10
53	TX - San Antonio*	16	16	16	16	16	16	15	16	15	3	3
54	MI portion of Chicago*	8	4	4	4	4	4	4	4	4	4	4
55	New York - Buffalo*	176	0	0	0	0	0	0	0	0	0	0
61	Gulf of Mexico	0	0	0	0	0	0	0	0	0	0	0
62	Marianas	0	0	0	0	0	0	0	0	0	0	0
63	Guam	0	0	0	0	0	0	0	0	0	0	0
<b>Total for Waves 1-4</b>		<b>2744</b>	<b>1882</b>	<b>1882</b>	<b>1872</b>	<b>1871</b>	<b>1709</b>	<b>1705</b>	<b>1791</b>	<b>1693</b>	<b>1667</b>	<b>1414</b>

Notes:

- a. Data for Channel 1-120 call signs does not include call signs that were under contract with Sprint Nextel prior to the start of reconfiguration and for which contracts will not be submitted to the TA for review and approval for Sprint Nextel credit.
- b. Data includes call signs in the international border area. Data may change depending upon border area frequency plans.
- c. The current population of call signs has been adjusted for call signs cancelled without a Frequency Reconfiguration Agreement (FRA), and incremented for any call signs added through pending applications. Licensees may cancel licenses or let them expire without entering into an FRA.
- d. Data includes call signs with fixed locations authorized for frequencies in the 851-854 MHz range with adequate geographic data to determine a Public Safety Region.
- e. Data for the call sign population and applications may not match data for Sprint Nextel milestones due to call signs expiring or being cancelled without contracts. In addition, certain FRAs may include call signs undergoing reconfiguration that may be cancelled or assigned without frequencies being changed on that particular call sign. Call signs with old frequencies being deleted via a partial assignment are not included in the delete application data.
- f. Data between Incumbent Clear and Notify and Surrender Applications Submitted to FCC do not always match due to partial assignment applications filed in advance of frequency clearing to expedite the process and occasional time lags in the reporting on licensee frequency clearing.
- g. Incumbent Clear and Notify counts may exceed Sprint Nextel Cleared counts in certain PSRs due to Sprint Nextel data entry delays; incumbents clearing by cancelling licenses for which Sprint Nextel would not need to clear frequencies; or the replacement channels were not currently in operation in Sprint Nextel's network.



The licensee clearing information is provided by Sprint Nextel. Regions adjacent to international borders will not reach 100 percent until revised border area band plans are available.

Appendix 2  
 Status of Reconfiguration for Licensees in the Expansion Band:  
 Milestones Completed by Number of Call Signs, Per Wave, Per Region, as of September 30, 2007

Public Safety Region (PSR)	PSR Name	Updated Call Sign Population as of 9/30/07	Sprint Nextel Initiated Contact with Licensee	Sprint Nextel and Licensee Reach Pre-Contract Agreement	Sprint Nextel Submits Frequency Reconfiguration Agreement to TA	TA Approves Frequency Reconfiguration Agreement	Number of Call Signs					
							Through 9/30/07 Call Signs with Reconfiguration Applications Submitted to FCC	Through 9/30/07 Call Signs with Reconfiguration Applications Granted	Sprint Nextel Clears Frequencies	Incumbent Clears Frequencies	Through 9/30/07 Call Signs with Surrender Applications Submitted to FCC	Through 9/30/07 Call signs with Surrender Applications Granted
<b>Wave 1</b>	<b>Subtotal</b>	<b>343</b>	<b>99</b>	<b>99</b>	<b>74</b>	<b>73</b>	<b>53</b>	<b>52</b>	<b>47</b>	<b>33</b>	<b>41</b>	<b>20</b>
6	CA - North	88	11	11	11	11	8	8	9	3	8	3
7	Colorado	13	7	7	7	7	5	5	5	0	0	0
8	NY - Metro (CT, NJ, NY, PA)	31	19	19	3	3	3	3	3	2	2	1
11	Hawaii	5	5	5	5	5	5	5	5	5	4	4
13	Illinois	12	3	3	3	3	1	1	0	0	0	0
14	Indiana	34	12	12	11	10	6	6	6	6	6	5
19	ME, NH, VT, MA, RI, CT*	24	4	4	4	4	4	4	4	4	4	1
20	MD; DC; VA - Northern	18	1	1	1	1	1	1	1	1	1	0
27	Nevada	20	6	6	2	2	1	1	0	0	1	0
28	NJ, PA, DE	29	2	2	2	2	2	2	2	2	2	2
35	Oregon	4	0	0	0	0	0	0	0	0	0	0
41	Utah	3	3	3	2	2	2	2	1	1	1	1
42	Virginia	23	10	10	10	10	5	4	3	3	3	0
45	Wisconsin	9	1	1	1	1	0	0	0	0	0	0
54	Chicago	30	15	15	12	12	10	10	8	6	9	3
<b>Wave 2</b>	<b>Subtotal</b>	<b>175</b>	<b>60</b>	<b>60</b>	<b>58</b>	<b>56</b>	<b>32</b>	<b>32</b>	<b>30</b>	<b>22</b>	<b>25</b>	<b>9</b>
4	Arkansas	44	5	5	5	5	5	5	5	4	5	3
12	Idaho*	0	0	0	0	0	0	0	0	0	0	0
15	Iowa	16	13	13	13	13	4	4	3	1	1	0
16	Kansas	6	0	0	0	0	0	0	0	0	0	0
17	Kentucky	14	8	8	8	8	8	8	8	8	8	4
22	Minnesota*	9	7	7	7	5	5	5	5	4	4	2
24	Missouri	11	5	5	5	5	3	3	3	0	1	0
25	Montana*	0	0	0	0	0	0	0	0	0	0	0
26	Nebraska	4	3	3	3	3	2	2	1	1	2	0
32	North Dakota*	0	0	0	0	0	0	0	0	0	0	0
34	Oklahoma	4	1	1	1	1	1	1	1	1	1	0
38	South Dakota	0	0	0	0	0	0	0	0	0	0	0
39	Tennessee	30	8	8	6	6	2	2	2	2	2	0
40	TX - Dallas	20	6	6	6	6	0	0	0	0	0	0
44	West Virginia	1	1	1	1	1	1	1	1	1	1	0
46	Wyoming	2	2	2	2	2	0	0	0	0	0	0
49	TX - Austin	8	1	1	1	1	1	1	1	0	0	0
51	TX - Houston	5	0	0	0	0	0	0	0	0	0	0
52	TX - Lubbock	1	0	0	0	0	0	0	0	0	0	0

Appendix 2  
 Status of Reconfiguration for Licensees in the Expansion Band:  
 Milestones Completed by Number of Call Signs, Per Wave, Per Region, as of September 30, 2007

Public Safety Region (PSR)	PSR Name	Updated Call Sign Population as of 9/30/07	Sprint Nextel Initiated Contact with Licensee	Sprint Nextel and Licensee Reach Pre-Contract Agreement	Sprint Nextel Submits Frequency Reconfiguration Agreement to TA	TA Approves Frequency Reconfiguration Agreement	Through 9/30/07 Call Signs with Reconfiguration Applications Submitted to FCC	Through 9/30/07 Call Signs with Reconfiguration Applications Granted	Sprint Nextel Clears Frequencies	Incumbent Clears Frequencies	Through 9/30/07 Call Signs with Surrender Applications Submitted to FCC	Through 9/30/07 Call signs with Surrender Applications Granted
<b>Wave 3</b>	<b>Subtotal</b>	<b>205</b>	<b>51</b>	<b>51</b>	<b>41</b>	<b>39</b>	<b>28</b>	<b>28</b>	<b>22</b>	<b>16</b>	<b>19</b>	<b>6</b>
1	Alabama	27	8	8	7	7	5	5	4	4	4	2
9	Florida	65	18	18	11	9	4	4	4	3	4	1
10	Georgia	28	10	10	9	9	7	7	5	5	5	2
18	Louisiana	15	0	0	0	0	0	0	0	0	0	0
23	Mississippi	16	10	10	10	10	8	8	5	3	5	0
31	North Carolina	28	2	2	2	2	2	2	2	1	1	1
37	South Carolina	24	2	2	2	2	2	2	2	0	0	0
47	Puerto Rico	2	1	1	0	0	0	0	0	0	0	0
48	US Virgin Islands	0	0	0	0	0	0	0	0	0	0	0
<b>Wave 4</b>	<b>Subtotal</b>	<b>319</b>	<b>14</b>	<b>14</b>	<b>10</b>	<b>10</b>	<b>10</b>	<b>9</b>	<b>8</b>	<b>8</b>	<b>9</b>	<b>5</b>
2	Alaska*	5	1	1	1			0	0	0	0	0
3	Arizona*	23	2	2	1	1	1	1	0	0	1	0
5	CA - South*	106	0	0	0	0	0	0	0	0	0	0
21	Michigan*	2	0	0	0	0	0	0	0	0	0	0
29	New Mexico*	3	0	0	0	0	0	0	0	0	0	0
30	NY - Albany*	64	1	1	0	0	0	0	0	0	0	0
33	Ohio*	38	0	0	0	0	0	0	0	0	0	0
36	Pennsylvania*	15	6	6	5	5	5	5	5	5	5	5
43	Washington*	19	1	1	1	1	1	1	1	1	1	0
50	TX - El Paso*	4	0	0	0	0	0	0	0	0	0	0
53	TX - San Antonio*	16	0	0	0	0	0	0	0	0	0	0
54	MI portion of Chicago*	5	3	3	3	3	3	2	2	2	2	0
55	New York - Buffalo*	16	0	0	0	0	0	0	0	0	0	0
61	Gulf of Mexico	0	0	0	0	0	0	0	0	0	0	0
62	Marianas	2	0	0	0	0	0	0	0	0	0	0
63	Guam	1	0	0	0	0	0	0	0	0	0	0
<b>Total for Waves 1-4</b>		<b>1042</b>	<b>224</b>	<b>224</b>	<b>183</b>	<b>178</b>	<b>123</b>	<b>121</b>	<b>107</b>	<b>79</b>	<b>94</b>	<b>40</b>

Notes:

- a. Data does not include call signs that were under contract with Sprint Nextel prior to the start of reconfiguration and for which contracts will not be submitted to the TA for review and approval for Sprint Nextel credit.
- b. Data includes call signs in the international border area. Data may change depending upon border area frequency plans.
- c. The current population of call signs has been adjusted for call signs cancelled without a Frequency Reconfiguration Agreement (FRA), and incremented for any call signs added through pending applications. Licensees may cancel licenses or let them expire without entering into an FRA.
- d. Data includes call signs with fixed locations authorized for frequencies in the Expansion Band with adequate geographic data to determine a Public Safety Region.
- e. Data for the call sign population and applications may not match data for Sprint Nextel milestones due to call signs expiring or being cancelled without contracts. In addition, certain FRAs may include call signs undergoing reconfiguration that may be cancelled or assigned without frequencies being changed on that particular call sign. Call signs with old frequencies being deleted via a partial assignment are not included in the delete application data.
- f. Data between Incumbent Clear and Notify and Surrender Applications Submitted to FCC do not always match due to partial assignment applications filed in advance of frequency clearing to expedite the process and occasional time lags in the reporting on licensee frequency clearing.
- g. Incumbent Clear and Notify counts may exceed Sprint Nextel Cleared counts in certain PSRs due to Sprint Nextel data entry delays; incumbents clearing by cancelling licenses for which Sprint Nextel would not need to clear frequencies; or the replacement channels were not currently in operation in Sprint Nextel's network.

Appendix 2  
 Status of Reconfiguration for Licensees in NPSPAC Channels:  
 Milestones Completed by Number of Call Signs, Per Wave, Per Region, as of September 30, 2007

Public Safety Region (PSR)	PSR Name	Updated Call Sign Population as of 9/30/07	Sprint Nextel Initiated Contact with Licensee	Sprint Nextel and Licensee Reach Pre-Contract Agreement	Sprint Nextel Submits Frequency Reconfiguration Agreement to TA	TA Approves Frequency Reconfiguration Agreement	Through 9/30/07 Call Signs with Reconfiguration Applications Submitted to FCC	Through 9/30/07 Call Signs with Reconfiguration Applications Granted	Sprint Nextel Clears Frequencies	Incumbent Clears Frequencies	Through 9/30/07 Call Signs with Surrender Applications Submitted to FCC	Through 9/30/07 Call signs with Surrender Applications Granted
<b>Wave 1</b>	<b>Subtotal</b>	<b>1827</b>	<b>814</b>	<b>814</b>	<b>534</b>	<b>529</b>	<b>128</b>	<b>127</b>	<b>30</b>	<b>5</b>	<b>1</b>	<b>0</b>
6	CA - North	127	36	36	35	33	3	3	9	0	0	0
7	Colorado	227	179	179	179	179	102	102	7	2	0	0
8	NY - Metro (CT, NJ, NY, PA)	386	300	300	41	41	2	2	2	0	0	0
11	Hawaii	26	12	12	12	12	0	0	0	0	0	0
13	Illinois	135	3	3	2	2	1	1	1	1	0	0
14	Indiana	130	13	13	11	11	2	2	1	0	0	0
19	ME, NH, VT, MA, RI, CT*	123	36	36	36	36	2	2	2	2	0	0
20	MD; DC; VA - Northern	87	23	23	19	16	0	0	0	0	0	0
27	Nevada	38	19	19	14	14	0	0	0	0	0	0
28	NJ, PA, DE	192	131	131	131	131	6	6	0	0	0	0
35	Oregon	37	18	18	15	15	3	3	3	0	0	0
41	Utah	146	4	4	3	3	1	1	0	0	0	0
42	Virginia	45	16	16	15	15	4	3	3	0	0	0
45	Wisconsin	3	1	1	1	1	0	0	0	0	0	0
54	Chicago	125	23	23	20	20	2	2	2	0	1	0
<b>Wave 2</b>	<b>Subtotal</b>	<b>656</b>	<b>173</b>	<b>173</b>	<b>150</b>	<b>125</b>	<b>11</b>	<b>11</b>	<b>10</b>	<b>3</b>	<b>0</b>	<b>0</b>
4	Arkansas	93	1	1	1	1	1	1	1	0	0	0
12	Idaho*	0	0	0	0	0	0	0	0	0	0	0
15	Iowa	6	4	4	4	4	0	0	0	0	0	0
16	Kansas	206	15	15	15	15	2	2	2	0	0	0
17	Kentucky	17	8	8	8	8	3	3	3	0	0	0
22	Minnesota*	47	33	33	33	10	1	1	1	1	0	0
24	Missouri	19	8	8	8	8	4	4	3	2	0	0
25	Montana*	0	0	0	0	0	0	0	0	0	0	0
26	Nebraska	30	21	21	21	21	0	0	0	0	0	0
32	North Dakota*	1	0	0	0	0	0	0	0	0	0	0
34	Oklahoma	32	5	5	3	3	0	0	0	0	0	0
38	South Dakota	0	0	0	0	0	0	0	0	0	0	0
39	Tennessee	56	22	22	20	19	0	0	0	0	0	0
40	TX - Dallas	41	20	20	20	20	0	0	0	0	0	0
44	West Virginia	7	0	0	0	0	0	0	0	0	0	0
46	Wyoming	7	5	5	5	5	0	0	0	0	0	0
49	TX - Austin	56	22	22	3	2	0	0	0	0	0	0
51	TX - Houston	36	9	9	9	9	0	0	0	0	0	0
52	TX - Lubbock	2	0	0	0	0	0	0	0	0	0	0

Appendix 2  
 Status of Reconfiguration for Licensees in NPSPAC Channels:  
 Milestones Completed by Number of Call Signs, Per Wave, Per Region, as of September 30, 2007

Public Safety Region (PSR)	PSR Name	Updated Call Sign Population as of 9/30/07	Sprint Nextel Initiated Contact with Licensee	Sprint Nextel and Licensee Reach Pre-Contract Agreement	Sprint Nextel Submits Frequency Reconfiguration Agreement to TA	TA Approves Frequency Reconfiguration Agreement	Through 9/30/07 Call Signs with Reconfiguration Applications Submitted to FCC	Through 9/30/07 Call Signs with Reconfiguration Applications Granted	Sprint Nextel Clears Frequencies	Incumbent Clears Frequencies	Through 9/30/07 Call Signs with Surrender Applications Submitted to FCC	Through 9/30/07 Call signs with Surrender Applications Granted
<b>Wave 3</b>	<b>Subtotal</b>	<b>864</b>	<b>85</b>	<b>85</b>	<b>67</b>	<b>56</b>	<b>0</b>	<b>0</b>	<b>0</b>	<b>0</b>	<b>0</b>	<b>0</b>
1	Alabama	31	4	4	3	3	0	0	0	0	0	0
9	Florida	311	30	30	18	10	0	0	0	0	0	0
10	Georgia	72	22	22	22	22	0	0	0	0	0	0
18	Louisiana	60	9	9	9	9	0	0	0	0	0	0
23	Mississippi	21	10	10	10	9	0	0	0	0	0	0
31	North Carolina	202	4	4	2	2	0	0	0	0	0	0
37	South Carolina	156	1	1	1	1	0	0	0	0	0	0
47	Puerto Rico	11	5	5	2	0	0	0	0	0	0	0
48	US Virgin Islands	0	0	0	0	0	0	0	0	0	0	0
<b>Wave 4</b>	<b>Subtotal</b>	<b>1493</b>	<b>16</b>	<b>16</b>	<b>8</b>	<b>8</b>	<b>1</b>	<b>1</b>	<b>0</b>	<b>0</b>	<b>0</b>	<b>0</b>
2	Alaska*	1	1	1	0	0	0	0	0	0	0	0
3	Arizona*	96	2	2	1	1	0	0	0	0	0	0
5	CA - South*	355	1	1	0	0	0	0	0	0	0	0
21	Michigan*	276	0	0	0	0	0	0	0	0	0	0
29	New Mexico*	9	3	3	2	2	1	1	0	0	0	0
30	NY - Albany*	187	3	3	2	2	0	0	0	0	0	0
33	Ohio*	137	2	2	2	2	0	0	0	0	0	0
36	Pennsylvania*	212	3	3	0	0	0	0	0	0	0	0
43	Washington*	144	0	0	0	0	0	0	0	0	0	0
50	TX - El Paso*	3	0	0	0	0	0	0	0	0	0	0
53	TX - San Antonio*	28	1	1	1	1	0	0	0	0	0	0
54	MI portion of Chicago*	21	0	0	0	0	0	0	0	0	0	0
55	New York - Buffalo*	24	0	0	0	0	0	0	0	0	0	0
61	Gulf of Mexico	0	0	0	0	0	0	0	0	0	0	0
62	Marianas	0	0	0	0	0	0	0	0	0	0	0
63	Guam	0	0	0	0	0	0	0	0	0	0	0
<b>Total for Waves 1-4</b>		<b>4840</b>	<b>1088</b>	<b>1088</b>	<b>759</b>	<b>718</b>	<b>140</b>	<b>139</b>	<b>40</b>	<b>8</b>	<b>1</b>	<b>0</b>

Notes:

- a. Data does not include call signs that were under contract with Sprint Nextel prior to the start of reconfiguration and for which contracts will not be submitted to the TA for review and approval for Sprint Nextel credit.
- b. Data includes call signs in the international border area. Data may change depending upon border area frequency plans.
- c. The current population of call signs has been adjusted for call signs cancelled without a Frequency Reconfiguration Agreement (FRA), and incremented for any call signs added through pending applications. Licensees may cancel licenses or let them expire without entering into an FRA.
- d. Data includes call signs with fixed locations authorized for frequencies in the 866-869 MHz range, and those with adequate geographic data to determine a Public Safety Region.
- e. Data for the call sign population and applications may not match data for Sprint Nextel milestones due to call signs expiring or being cancelled without contracts. In addition, certain FRAs may include call signs undergoing reconfiguration that may be cancelled or assigned without frequencies being changed on that particular call sign. Call signs with old frequencies being deleted via a partial assignment are not included in the delete application data.
- f. Data between Incumbent Clear and Notify and Surrender Applications Submitted to FCC do not always match due to partial assignment applications filed in advance of frequency clearing to expedite the process and occasional time lags in the reporting on licensee frequency clearing.
- g. As of the second quarter of 2007, the NPSPAC call sign data includes STA NPSPAC call signs and call signs without fixed locations (e.g., mobile-only authorizations).
- h. Incumbent Clear and Notify counts may exceed Sprint Nextel Cleared counts in certain PSRs due to Sprint Nextel data entry delays; incumbents clearing by cancelling licenses for which Sprint Nextel would not need to clear frequencies; or the replacement channels were not currently in operation in Sprint Nextel's network.

Appendix 2  
 Status of Reconfiguration for Licensees in the Southeast ESMR Band:  
 Milestones Completed by Number of Call Signs, Per Wave, Per Region, as of September 30, 2007

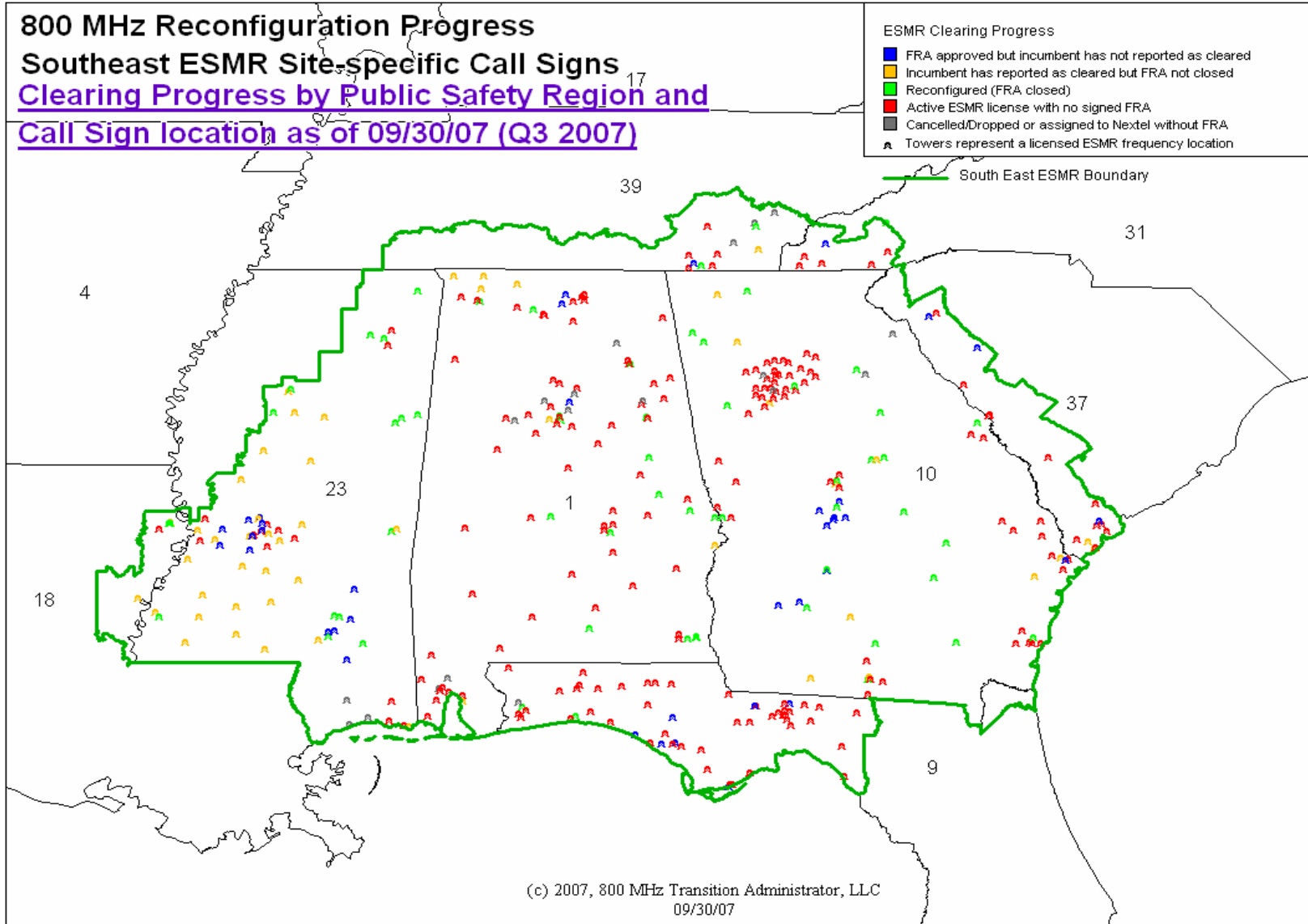
Public Safety Region (PSR)	PSR Name	Updated Call Sign Population as of 9/30/07	Sprint Nextel Initiated Contact with Licensee	Sprint Nextel and Licensee Reach Pre-Contract Agreement	Sprint Nextel Submits Frequency Reconfiguration Agreement to TA	TA Approves Frequency Reconfiguration Agreement	Through 9/30/07 Call Signs with Reconfiguration Applications Submitted to FCC	Through 9/30/07 Call Signs with Reconfiguration Applications Granted	Sprint Nextel Clears Frequencies	Incumbent Clears Frequencies	Through 9/30/07 Call Signs with Surrender Applications Submitted to FCC	Through 9/30/07 Call signs with Surrender Applications Granted
<b>Wave 1</b>	<b>Subtotal</b>	<b>0</b>	<b>0</b>	<b>0</b>	<b>0</b>	<b>0</b>	<b>0</b>	<b>0</b>	<b>0</b>	<b>0</b>	<b>0</b>	<b>0</b>
6	CA - North	0	0	0	0	0	0	0	0	0	0	0
7	Colorado	0	0	0	0	0	0	0	0	0	0	0
8	NY - Metro (CT, NJ, NY, PA)	0	0	0	0	0	0	0	0	0	0	0
11	Hawaii	0	0	0	0	0	0	0	0	0	0	0
13	Illinois	0	0	0	0	0	0	0	0	0	0	0
14	Indiana	0	0	0	0	0	0	0	0	0	0	0
19	ME, NH, VT, MA, RI, CT*	0	0	0	0	0	0	0	0	0	0	0
20	MD; DC; VA - Northern	0	0	0	0	0	0	0	0	0	0	0
27	Nevada	0	0	0	0	0	0	0	0	0	0	0
28	NJ, PA, DE	0	0	0	0	0	0	0	0	0	0	0
35	Oregon	0	0	0	0	0	0	0	0	0	0	0
41	Utah	0	0	0	0	0	0	0	0	0	0	0
42	Virginia	0	0	0	0	0	0	0	0	0	0	0
45	Wisconsin	0	0	0	0	0	0	0	0	0	0	0
54	Chicago	0	0	0	0	0	0	0	0	0	0	0
<b>Wave 2</b>	<b>Subtotal</b>	<b>7</b>	<b>7</b>	<b>7</b>	<b>5</b>	<b>5</b>	<b>4</b>	<b>4</b>	<b>4</b>	<b>4</b>	<b>4</b>	<b>4</b>
4	Arkansas	0	0	0	0	0	0	0	0	0	0	0
12	Idaho*	0	0	0	0	0	0	0	0	0	0	0
15	Iowa	0	0	0	0	0	0	0	0	0	0	0
16	Kansas	0	0	0	0	0	0	0	0	0	0	0
17	Kentucky	0	0	0	0	0	0	0	0	0	0	0
22	Minnesota*	0	0	0	0	0	0	0	0	0	0	0
24	Missouri	0	0	0	0	0	0	0	0	0	0	0
25	Montana*	0	0	0	0	0	0	0	0	0	0	0
26	Nebraska	0	0	0	0	0	0	0	0	0	0	0
32	North Dakota*	0	0	0	0	0	0	0	0	0	0	0
34	Oklahoma	0	0	0	0	0	0	0	0	0	0	0
38	South Dakota	0	0	0	0	0	0	0	0	0	0	0
39	Tennessee	7	7	7	5	5	4	4	4	4	4	4
40	TX - Dallas	0	0	0	0	0	0	0	0	0	0	0
44	West Virginia	0	0	0	0	0	0	0	0	0	0	0
46	Wyoming	0	0	0	0	0	0	0	0	0	0	0
49	TX - Austin	0	0	0	0	0	0	0	0	0	0	0
51	TX - Houston	0	0	0	0	0	0	0	0	0	0	0
52	TX - Lubbock	0	0	0	0	0	0	0	0	0	0	0

Appendix 2  
 Status of Reconfiguration for Licensees in the Southeast ESMR Band:  
 Milestones Completed by Number of Call Signs, Per Wave, Per Region, as of September 30, 2007

Public Safety Region (PSR)	PSR Name	Updated Call Sign Population as of 9/30/07	Sprint Nextel Initiated Contact with Licensee	Sprint Nextel and Licensee Reach Pre-Contract Agreement	Sprint Nextel Submits Frequency Reconfiguration Agreement to TA	TA Approves Frequency Reconfiguration Agreement	Through 9/30/07 Call Signs with Reconfiguration Applications Submitted to FCC	Through 9/30/07 Call Signs with Reconfiguration Applications Granted	Sprint Nextel Clears Frequencies	Incumbent Clears Frequencies	Through 9/30/07 Call Signs with Surrender Applications Submitted to FCC	Through 9/30/07 Call signs with Surrender Applications Granted
<b>Wave 3</b>	<b>Subtotal</b>	<b>244</b>	<b>148</b>	<b>148</b>	<b>145</b>	<b>145</b>	<b>128</b>	<b>128</b>	<b>124</b>	<b>114</b>	<b>117</b>	<b>82</b>
1	Alabama	56	28	28	27	27	23	23	23	23	23	18
9	Florida	38	12	12	12	12	9	9	9	4	4	4
10	Georgia	75	54	54	52	52	49	49	45	45	46	35
18	Louisiana	5	4	4	4	4	4	4	4	4	4	2
23	Mississippi	49	42	42	42	42	39	39	36	34	36	21
31	North Carolina	7	2	2	2	2	1	1	2	1	1	1
37	South Carolina	14	6	6	6	6	3	3	5	3	3	1
47	Puerto Rico	0	0	0	0	0	0	0	0	0	0	0
48	US Virgin Islands	0	0	0	0	0	0	0	0	0	0	0
<b>Wave 4</b>	<b>Subtotal</b>	<b>0</b>	<b>0</b>	<b>0</b>	<b>0</b>	<b>0</b>	<b>0</b>	<b>0</b>	<b>0</b>	<b>0</b>	<b>0</b>	<b>0</b>
2	Alaska*	0	0	0	0	0	0	0	0	0	0	0
3	Arizona*	0	0	0	0	0	0	0	0	0	0	0
5	CA - South*	0	0	0	0	0	0	0	0	0	0	0
21	Michigan*	0	0	0	0	0	0	0	0	0	0	0
29	New Mexico*	0	0	0	0	0	0	0	0	0	0	0
30	NY - Albany*	0	0	0	0	0	0	0	0	0	0	0
33	Ohio*	0	0	0	0	0	0	0	0	0	0	0
36	Pennsylvania*	0	0	0	0	0	0	0	0	0	0	0
43	Washington*	0	0	0	0	0	0	0	0	0	0	0
50	TX - El Paso*	0	0	0	0	0	0	0	0	0	0	0
53	TX - San Antonio*	0	0	0	0	0	0	0	0	0	0	0
54	MI portion of Chicago*	0	0	0	0	0	0	0	0	0	0	0
55	New York - Buffalo*	0	0	0	0	0	0	0	0	0	0	0
61	Gulf of Mexico	0	0	0	0	0	0	0	0	0	0	0
62	Marianas	0	0	0	0	0	0	0	0	0	0	0
63	Guam	0	0	0	0	0	0	0	0	0	0	0
<b>Total for Waves 1-4</b>		<b>251</b>	<b>155</b>	<b>155</b>	<b>150</b>	<b>150</b>	<b>132</b>	<b>132</b>	<b>128</b>	<b>118</b>	<b>121</b>	<b>86</b>

Notes:

- a. Data for the Southeast ESMR call signs does not include call signs that were under contract with Sprint Nextel prior to the start of reconfiguration and for which contracts will not be submitted to the TA for review and approval for Sprint Nextel credit.
- b. The current population of call signs has been adjusted for call signs cancelled without a Frequency Reconfiguration Agreement (FRA), and incremented for any call signs added through pending applications. Licensees may cancel licenses or let them expire without entering into an FRA.
- c. Data includes call signs with fixed locations authorized for frequencies in the Southeast ESMR Band with adequate geographic data to determine a Public Safety Region.
- d. Data for the call sign population and applications may not match data for Sprint Nextel milestones due to call signs expiring or being cancelled without contracts. In addition, certain FRAs may include call signs undergoing reconfiguration that may be cancelled or assigned without frequencies being changed on that particular call sign. Call signs with old frequencies being deleted via a partial assignment are not included in the delete application data.
- e. Data between Incumbent Clear and Notify and Surrender Applications Submitted to FCC do not always match due to partial assignment applications filed in advance of frequency clearing to expedite the process and occasional time lags in the reporting on licensee frequency clearing.
- f. Incumbent Clear and Notify counts may exceed Sprint Nextel Cleared counts in certain PSRs due to Sprint Nextel data entry delays; incumbents clearing by cancelling licenses for which Sprint Nextel would not need to clear frequencies; or the replacement channels were not currently in operation in Sprint Nextel's network.



Appendix 3

Status of Negotiations for Licensees in NPSPAC Channels: Milestones Completed by Number of Frequency Reconfiguration Agreements, Per Wave, Per Region, as of September 30, 2007

Public Safety Region (PSR)	Number of Stage 2 FRAs (a)	Sprint Nextel Initiated Contact with Licensee (a)	Sprint Nextel and Licensee Reach Pre-Contract Agreement (a)	FRAs Submitted to TA	FRAs Approved by TA
<b>Wave 1</b>	<b>336</b>	<b>335</b>	<b>218</b>	<b>207</b>	<b>202</b>
Multiregion	54	53	30	26	26
PSR TBD (b)	2	2	2	2	2
6	35	35	27	27	26
7	6	6	4	4	4
8	43	43	33	33	33
11	3	3	2	2	2
13	5	5	4	3	3
14	20	20	18	17	16
19	48	48	31	31	30
20	24	24	9	8	6
27	4	4	2	1	1
28	20	20	14	14	14
35	5	5	5	4	4
41	6	6	3	3	3
42	23	23	9	9	9
45	4	4	1	1	1
54	34	34	24	22	22
<b>Wave 2</b>	<b>227</b>	<b>223</b>	<b>127</b>	<b>123</b>	<b>118</b>
Multiregion	18	18	9	9	7
PSR TBD (b)	1	1	1	1	1
4	9	9	6	6	6
12	0	0	0	0	0
15	15	15	13	13	13
16	20	20	9	9	9
17	15	15	13	13	13
22	14	14	11	11	11
24	13	13	7	7	7
25	0	0	0	0	0
26	17	17	13	13	13
32	2	2	0	0	0
34	12	12	5	4	4
38	0	0	0	0	0
39	26	22	9	9	8
40	30	30	18	18	17
44	1	1	1	1	1
46	2	2	2	2	2
49	18	18	7	4	3
51	12	12	3	3	3
52	2	2	0	0	0

Appendix 3

Status of Negotiations for Licensees in NPSPAC Channels: Milestones Completed by Number of Frequency Reconfiguration Agreements, Per Wave, Per Region, as of September 30, 2007

Public Safety Region (PSR)	Number of Stage 2 FRAs (a)	Sprint Nextel Initiated Contact with Licensee (a)	Sprint Nextel and Licensee Reach Pre-Contract Agreement (a)	FRAs Submitted to TA	FRAs Approved by TA
		Number of Frequency Reconfiguration Agreements (FRAs)			
<b>Wave 3</b>	<b>229</b>	<b>211</b>	<b>70</b>	<b>57</b>	<b>51</b>
Multiregion	4	4	3	2	2
PSR TBD (b)	2	2	2	2	2
1	21	21	7	6	6
9	64	61	21	13	10
10	36	35	13	13	13
18	29	22	7	7	7
23	13	13	7	7	6
31	37	37	3	2	2
37	16	12	3	3	3
47	7	4	4	2	0
48	0	0	0	0	0
<b>Wave 4</b>	<b>59</b>	<b>45</b>	<b>12</b>	<b>8</b>	<b>7</b>
Multiregion	7	7	1	1	0
PSR TBD (b)	12	0	0	0	0
2	1	1	1	0	0
3	1	1	1	0	0
5	3	3	1	0	0
18	0	0	0	0	0
21	0	0	0	0	0
29	6	5	2	1	1
30	2	2	1	1	1
33	11	11	2	2	2
36	1	1	0	0	0
43	1	1	1	1	1
50	2	2	0	0	0
53	10	10	1	1	1
54	1	1	1	1	1
55	0	0	0	0	0
62	1	0	0	0	0
63	0	0	0	0	0
<b>Wave TBD (c)</b>	<b>53</b>	<b>13</b>	<b>12</b>	<b>12</b>	<b>12</b>
<b>TOTAL</b>	<b>904</b>	<b>827</b>	<b>439</b>	<b>407</b>	<b>390</b>

Notes:

- (a) Sprint Nextel is the data source for this column. The figures have not been verified by the TA.
- (b) PSR TBD (To Be Determined) - The TA is unable to accurately assign a PSR based on data provided.
- (c) Wave TBD (To Be Determined) - Deals projected by Sprint Nextel that have no call signs yet associated with them. The proper reconfiguration wave category will generally be determined upon the TA receiving the associated call sign assets or the FRA, although some deals cannot be classified by wave.

Appendix 4  
 Entities Filing Expansion Band Elections, as of September 30, 2007

Licensee	ST	Call Sign	Frequencies
North Slope, Borough of	AK	WNDX449	860.7375
North Slope, Borough of	AK	WPZW513	860.7375
North Slope, Borough of	AK	WPZW653	860.7375
Dothan, City of	AL	WPQD755	858.4875
Houston, County of	AL	WPQH284	857.7625, 858.2625
Mobile, County of	AL	WNUX634	857.7625, 857.9875, 858.2375, 858.2625, 858.4375, 858.4625
Northport, City of	AL	WNJD323	857.7125
Bentonville, City of	AR	WPPH830	860.2625
Fayetteville, City of	AR	WPJI661	860.2375, 860.7375
Hot Springs, City of	AR	WPHP482	860.2625
Jefferson, County of	AR	WNVN873	860.2375, 860.2625, 860.7375, 860.9625
Jefferson, County of	AR	WPLY444	860.2125
Paragould, City of	AR	WPFN317	860.2875
Arizona, State of	AZ	WNNMY720	860.2125, 860.9375
Flagstaff, City of	AZ	WPWK889	860.4375
Paradise Valley, Town of	AZ	WNNMW364	860.2375
Phoenix, City of	AZ	WNNMT600	860.9875
Contra Costa Community College District	CA	WNNMM865	860.2375
Contra Costa Community College District	CA	WNNMM866	860.2375
Elk Grove Unified School District	CA	WPJY405	860.7875
Lassen Union School District	CA	WPEF987	860.7875
Lodi, City of	CA	WNLH967	860.2125
Long Beach, City of	CA	KNCR530	860.2375
Los Angeles, County of	CA	KNER447	860.2625
Los Angeles, County of	CA	WPDV636	860.2625
Marin, County of	CA	KNJH407	860.9375
Marin, County of	CA	WPFQ266	860.4625
Merced, City of	CA	WPPX706	860.4375
Monterey Salinas Transit Authority	CA	WPRI866	860.2125
Mountain Valley Emergency Medical Services Agency (Stanislaus County)	CA	WNVJ731	860.9375
Orange, County of, CA	CA	WNIB734	860.2125, 860.4625, 860.7125, 860.9625
Orange, County of, CA	CA	WPMX476	860.2125, 860.4625, 860.7125, 860.9625
Orange, County of, CA	CA	WPMX750	860.2125, 860.4625, 860.7125, 860.9625
Orange, County of, CA	CA	WPMX751	860.2125, 860.4625, 860.7125, 860.9625
Orange, County of, CA	CA	WPMX752	860.2125, 860.4625, 860.7125, 860.9625
Orange, County of, CA	CA	WPMY325	860.2125, 860.4625, 860.7125, 860.9625
Orange, County of, CA	CA	WPMY394	860.2125, 860.4625, 860.7125, 860.9625
Orange, County of, CA	CA	WPMZ774	860.2125, 860.4625, 860.7125, 860.9625
Orange, County of, CA	CA	WPMZ776	860.2125, 860.4625, 860.7125, 860.9625
Orange, County of, CA	CA	WPNP991	860.2125, 860.4625, 860.7125, 860.9625
Orange, County of, CA	CA	WQZ938	860.2125, 860.4625, 860.7125, 860.9625
Palo Alto, City of	CA	WNNFI750	860.7125
Placer, County of	CA	WPIE742	860.9375
Pleasant Hill, City of	CA	WNNMP521	860.4375
Sacramento City Unified School District	CA	WNNHX890	860.4625
Sacramento, County of	CA	WNNBQ990	860.7125
Sacramento, County of	CA	WPDD467	860.2125, 860.4375
Sacramento, County of	CA	WPVW729	860.4875
Sacramento, County of	CA	WPXL514	860.4875
Sacramento, County of	CA	WQDK496	860.4875
Sacramento, County of	CA	WQDK705	860.4875
San Bernardino, County of	CA	WNNB563	860.2500, 860.4750
San Bernardino, County of	CA	WNNB565	860.2500
San Bernardino, County of	CA	WNNB566	860.4500
San Bernardino, County of	CA	WNNB567	860.2500
San Bernardino, County of	CA	WNNB568	860.2500
San Bernardino, County of	CA	WNNB575	860.2500
San Bernardino, County of	CA	WNNB576	860.4500
San Bernardino, County of	CA	WNNB578	860.2250, 860.9500
San Francisco, City and County of	CA	KNGD851	860.4875

Appendix 4  
 Entities Filing Expansion Band Elections, as of September 30, 2007

Licensee	ST	Call Sign	Frequencies
San Francisco, City and County of	CA	WNMP411	n/a*
San Francisco, City and County of	CA	WNMP522	860.4625
San Francisco, City and County of	CA	WNNF327	860.4375
San Francisco, City and County of	CA	WPQA782	860.4875
San Francisco, City and County of	CA	WPQF830	860.2125
San Rafael, City of	CA	WNSS412	860.9625
San Rafael, City of	CA	WNSS413	860.9625
Sierra Community College District	CA	WPIE754	860.9625
Watsonville, City of	CA	WPKI847	860.2375
Arapahoe, County of	CO	WNIJ887	860.3125
Aurora, City of	CO	WNAU532	860.7625, 860.9375, 860.9625, 860.9875
Pueblo, City of	CO	WQAL936	860.7125
Cromwell, Town of	CT	WNKR770	860.9625
District of Columbia	DC	KNJU834	860.9875
District of Columbia	DC	WPXT459	860.9875
City of West Palm Beach	FL	KNER586	860.7125
City of West Palm Beach	FL	WNKD520	860.2125
Clay, County of	FL	WPDC613	860.4375, 860.9625
Collier, County of	FL	WNLK955	860.2625, 860.4375, 860.4875, 860.7625, 860.9375, 860.9625
Collier, County of	FL	WNSK615	860.4375, 860.4875, 860.7625, 860.9625
Jacksonville, City of	FL	WNFP698	860.2125, 860.2625, 860.4625, 860.4875, 860.9375
Jacksonville, City of	FL	WNRE843	860.9375
Jacksonville, City of	FL	WNSC913	860.2375, 860.7375
Jacksonville, City of	FL	WPGY728	860.9875
Jacksonville, City of	FL	WPGY732	860.7125
Jacksonville, City of	FL	WPTF860	860.4625, 860.7125, 860.9375
Miami, City of	FL	KNGR376	860.2125, 860.4625, 860.7125
Miami, City of	FL	WNCE612	860.2125, 860.4625, 860.7125
Palm Beach, County of	FL	WNHE888	860.3125, 860.3375
Palm Beach, County of	FL	WPRS827	860.3125, 860.3375
Saint Lucie, County of	FL	WPDV207	860.2375, 860.4625
The School Board of Broward County, Florida	FL	KNJJ560	860.9375, 860.9625
Volusia, County of	FL	WNHE867	860.2625, 860.4875, 860.7125, 860.7375, 860.7625
Volusia, County of	FL	WPFQ272	860.2625, 860.4875, 860.7125, 860.7375, 860.7625, 860.9375
Volusia, County of	FL	WPPW666	860.2125
Honolulu, City and County of	HI	WPQZ565	860.4625
Honolulu, City and County of	HI	WPRG484	860.4625
Iowa City, City of	IA	WNXG714	860.2625
Iowa City, City of	IA	WNXG746	860.9875
Story, County of	IA	WPQI296	860.4375
The University of Iowa Hospital & Clinics	IA	WPKN529	860.2125
Boise, City of	ID	WP11857	860.9375
Emmett Independent School District	ID	WPYY420	860.8875
Idaho, State of	ID	WPIP622	860.7625
Idaho, State of	ID	WPIP626	860.7625
Idaho, State of	ID	WPIS652	860.7625
Nampa & Meridian Irrigation District	ID	WPUD400	860.7875
City Colleges of Chicago	IL	WNMA681	860.2375
Decatur, City of	IL	WNKZ536	860.2625, 860.4625
Deerfield, Village of (Police Department)	IL	WNGC398	860.7375
Effingham, County of	IL	WPNY754	860.4875
Illinois, State of	IL	WQCT712	860.9375
Illinois, State of (Department of Corrections)	IL	WPLR422	860.2625
Illinois, State of (Department of Corrections)	IL	WPMR362	860.7375
Illinois, State of (Department of Corrections)	IL	WPPD278	860.9375
Jefferson, County of	IL	WPTX994	860.4375
La Salle County of	IL	WPUK993	860.4875
Lansing, Village of	IL	WNNS478	860.7375
Marion County ETSB	IL	KNNT505	860.9875
Normal, Town of	IL	WPIX239	860.4875

Appendix 4  
 Entities Filing Expansion Band Elections, as of September 30, 2007

Licensee	ST	Call Sign	Frequencies
Ogle County Sheriff's Office	IL	WQCV211	860.7125
Peoria County Sheriffs Department	IL	WQAB235	860.2625, 860.9625, 860.9875
Rolling Meadows, City of	IL	KNJU694	860.2125
Springfield, City of	IL	WQAZ465	860.4875
Tazewell, County of	IL	WPNW387	860.7125
Tazewell, County of	IL	WQCX272	n/a*
Williamson, County of	IL	WPKM918	860.7625
Floyd, County of	IN	WPNQ948	860.4875
Indiana University	IN	WPCW647	860.8875
Steuben, County of	IN	WPDU229	860.2125
Tippecanoe, County of	IN	WNQH693	860.7375
Garden City, City of	KS	WPMI551	860.4375
Kansas City, City of	KS	WNWF608	860.7625, 860.9375
Kansas City, City of	KS	WPGP232	860.3125
Kentucky, Commonwealth of	KY	WQCP214	860.2625
Madison, County of	KY	WNVN963	860.4875, 860.7375
Powderly, City of	KY	WQCD705	860.4375
Richmond, City of	KY	WQDE403	860.2625
Caddo Parish Communications District No 1	LA	WPMA320	860.7125
Caddo Parish Communications District No 1	LA	WPSQ740	860.7125
East Baton Rouge, Parish of	LA	KNJU727	860.7125
Iberia, Parish of	LA	WPQY650	860.7625
Lafourche, Parish of	LA	WPRX834	860.9375
Louisiana, State of	LA	WNII532	860.2375
Louisiana, State of	LA	WNII533	860.2375, 860.7625
Louisiana, State of	LA	WNII534	860.7625
Louisiana, State of	LA	WNII535	860.4625, 860.9625
Louisiana, State of	LA	WNII536	860.4375, 860.9875
Louisiana, State of	LA	WNMA687	860.2625
Louisiana, State of	LA	WPHE601	860.7625
Louisiana, State of	LA	WPHE605	860.2375
Louisiana, State of	LA	WPHE609	860.9625
Louisiana, State of	LA	WPHE613	860.4375
Louisiana, State of	LA	WPHE617	860.9875
Louisiana, State of	LA	WPHE629	860.9625
Louisiana, State of	LA	WPHE633	860.4375
Louisiana, State of	LA	WPHE641	860.7625
Louisiana, State of	LA	WPHE657	860.2375, 860.4375
Louisiana, State of	LA	WPHE661	860.4875
Louisiana, State of	LA	WPHF287	860.9625
Louisiana, State of	LA	WPHG955	860.4625
Louisiana, State of	LA	WPIB392	860.7125
Louisiana, State of	LA	WPIR915	860.4625
Louisiana, State of	LA	WPIR919	860.7125
Louisiana, State of	LA	WPIR923	860.7625
Louisiana, State of	LA	WPJI711	860.4625
Louisiana, State of	LA	WPKD955	860.4625, 860.9625
Louisiana, State of	LA	WPMI999	860.2625
Louisiana, State of	LA	WPMQ475	860.4875
Louisiana, State of	LA	WPNS672	860.9875
Louisiana, State of	LA	WPPE847	860.2125
Louisiana, State of	LA	WPPE848	860.9375
Madison, Parish of	LA	WPMA348	857.9625
Minden, City of	LA	WPWJ531	860.4875
New Orleans Convention Center	LA	WPJS469	860.2375
New Orleans Regional Transit Authority	LA	WPAP726	860.2125, 860.4375
New Orleans, City of	LA	WNCD880	860.7875, 860.8125
Orleans Levee District	LA	WNQC758	860.2625
Orleans Parish School Board	LA	KNJU690	860.7125
Sterlington, Town of	LA	WPNZ848	860.7375
Allegany, County of	MD	WPRS598	860.4875
Garrett, County of (Board of Education)	MD	WPRU936	860.7375

Appendix 4  
 Entities Filing Expansion Band Elections, as of September 30, 2007

Licensee	ST	Call Sign	Frequencies
Salisbury, City of	MD	WPHQ675	860.7625
Somerset, County of	MD	WPWR884	860.9625
Worcester, County of	MD	WPNW557	860.4625, 860.7125
Forest Hills Public Schools	MI	WPUA724	860.7625
Walker, City of	MI	WPVP312	860.4375
Clay, County of	MN	WPHY860	861.4625
Dakota, County of	MN	WPEP246	860.7375
Metropolitan Council/Metro Transit	MN	WPQH695	860.4375
Minnesota, State of	MN	WPER943	860.2375, 860.2625, 860.4375, 860.9375, 860.9875
Minnesota, State of	MN	WPKG359	860.9375
Minnesota, State of	MN	WPKG360	860.2625
Minnesota, State of	MN	WPYM573	860.9875
Moorhead, City of	MN	WPHY859	860.4625
Blue Springs, City of	MO	WNDG561	860.4875
Curators of the University of Missouri	MO	WPJ1572	860.2125
Saint Joseph, City of	MO	WPDC582	860.4875
State of Missouri, Department of Corrections	MO	WPUK277	860.9375
Bolivar County E911	MS	WPXA863	860.2375
City of Columbus	MS	WPNS534	858.2125
De Soto, County of	MS	WPCC361	860.4875, 860.7625
Jackson-Evers International Airport Authority	MS	WQDD668	857.9875
Meridian, City of	MS	WQAP232	858.2125
Mississippi, University of	MS	WPJQ621	860.7375
Smith, County of	MS	WPKG621	858.4375
South Mississippi State Hospital	MS	WPQJ606	857.9875
Asheville, City of	NC	WNXR226	860.7625, 860.9875
McDowell, County of	NC	KNNP950	860.9625
Mecklenburg, County of	NC	WNGU623	860.2375, 860.4875, 860.7375, 860.7625, 860.9875
North Carolina State Highway Patrol	NC	WNRU500	860.4625, 860.4875
North Carolina State Highway Patrol	NC	WPHM257	860.7125
North Carolina State Highway Patrol	NC	WPHM264	860.4375
North Carolina State Highway Patrol	NC	WPKN591	860.7375
North Carolina State Highway Patrol	NC	WPOX341	860.4375
North Carolina State Highway Patrol	NC	WPOX343	860.4375
North Carolina State Highway Patrol	NC	WPOZ292	860.7125
North Carolina State Highway Patrol	NC	WPPB719	860.7125
North Carolina State Highway Patrol	NC	WPRJ405	860.4375
North Carolina State Highway Patrol	NC	WPSM605	n/a*
North Carolina State Highway Patrol	NC	WPYC603	860.4375
Fargo, City of	ND	KNNT448	860.2125
Omaha Public Power District	NE	KNER503	860.4375, 860.4875, 860.9375
Omaha Public Power District	NE	KNER504	860.4375, 860.4875, 860.9375
Omaha Public Power District	NE	WPPY921	860.9375
Omaha Public Power District	NE	WPSZ331	860.3375
Omaha Public Power District	NE	WPTA210	860.3375
Scotts Bluff, County of	NE	WPKU672	860.2125, 860.2375, 860.2625, 860.4875, 860.7375
Manchester, City of	NH	WPK444	860.4875
Atlantic City, City of	NJ	WPRS952	860.7625
Camden, City of	NJ	WNWG655	860.9875
Camden, City of	NJ	WQAF461	860.9875
Delaware River Port Authority	NJ	WPXY839	860.9875
New Jersey, State of	NJ	WNDD570	860.4625, 860.9625
New Jersey, State of	NJ	WNDD571	860.4625, 860.9625
New Jersey, State of	NJ	WNDD572	860.4625, 860.9625
New Jersey, State of	NJ	WNDD573	860.4625, 860.9625
New Jersey, State of	NJ	WNDD574	860.4625, 860.9625
New Jersey, State of	NJ	WNDD575	860.2125, 860.7125
New Jersey, State of	NJ	WNDD576	860.2125, 860.7125
New Jersey, State of	NJ	WNDD577	860.9375
New Jersey, State of	NJ	WNDD578	860.9375
New Jersey, State of	NJ	WNDD579	860.9375
New Jersey, State of	NJ	WNDD580	860.2125, 860.7125

Appendix 4  
 Entities Filing Expansion Band Elections, as of September 30, 2007

Licensee	ST	Call Sign	Frequencies
New Jersey, State of	NJ	WNHS409	860.9375
New Jersey, State of	NJ	WNHS410	860.2125, 860.4625, 860.7125, 860.9625
New Jersey, State of	NJ	WNII538	860.9375
New Jersey, State of	NJ	WNJI598	860.9375
New Jersey, State of	NJ	WNPS351	860.4625, 860.9625
New Jersey, State of	NJ	WNXC890	860.4625, 860.9625
New Jersey, State of	NJ	WNXC891	860.2125, 860.7125
New Jersey, State of	NJ	WNXZ718	860.9625
New Jersey, State of	NJ	WNZZ317	860.7125
New Jersey, State of	NJ	WPSE858	860.2125, 860.7125
New Jersey, State of	NJ	WPUH543	860.9375
New Jersey, State of	NJ	WPYQ725	860.4625, 860.9625
New Jersey, State of	NJ	WQBY316	860.4625, 860.9625
Vineland, City of	NJ	WNXZ709	860.4625, 860.9625
Bernalillo, County of	NM	WNZW684	n/a*
Bernalillo, County of	NM	WPUW259	860.4375, 860.9625
Washoe, County of	NV	WPRX312	860.2125, 860.2375, 860.2625, 860.4375, 860.4625, 860.4875, 860.7625, 860.9375, 860.9875
Washoe, County of	NV	WPRX313	860.7625
Albany County Airport Authority	NY	WPBD381	860.7625
Albany, County of	NY	WPTC680	860.7375
City of New York DoITT FCC Licensing Support	NY	KNBX914	860.7375, 860.9875
City of New York DoITT FCC Licensing Support	NY	KNER623	860.4375, 860.7625, 860.9375
City of New York DoITT FCC Licensing Support	NY	WPML463	860.7625
City of New York DoITT FCC Licensing Support	NY	WPML524	860.7625
City of New York DoITT FCC Licensing Support	NY	WPML525	860.7625
City of New York DoITT FCC Licensing Support	NY	WPML526	860.7625
City of New York DoITT FCC Licensing Support	NY	WQCI937	860.4375
Colonie, Town of	NY	WNRN976	860.2625
Colonie, Town of	NY	WPJS475	860.2375
New York City Transit Authority	NY	KB23096	n/a*
New York City Transit Authority	NY	KNEH690	860.3875, 860.4125
New York City Transit Authority	NY	KNEH691	n/a*
New York City Transit Authority	NY	WNUB684	860.3875, 860.4125
New York City Transit Authority	NY	WNUB732	860.3875, 860.4125
Niskayuna, Town of	NY	WPKY419	860.9875
Rockland, County of	NY	WPED556	860.7250
Forest Park, City of	OH	WNJH360	860.9875
Edmond, City of	OK	WPJT968	860.9375
Lincoln, County of	OK	WPVM206	860.7375
Norman, City of	OK	WPPC871	860.7625, 860.9625
Oklahoma, State of	OK	WPIP614	860.7125, 860.7375, 860.7625, 860.9875
Oklahoma, State of	OK	WPIP618	860.2375, 860.4375, 860.4875, 860.7125
Oklahoma, State of	OK	WQCQ850	860.9875
Oklahoma, State of	OK	WQCQ878	860.7125
Oklahoma, State of	OK	WQFN465	860.7125
Oklahoma, State of	OK	WQFN466	860.7375
Oklahoma, State of	OK	WQFN467	860.2625
Oklahoma, State of	OK	WQFR618	860.2125
Oklahoma, State of	OK	WQFR886	860.4875
Oklahoma, State of	OK	WQFR887	860.7625
Oklahoma, State of	OK	WQFR889	860.9375
Oklahoma, State of	OK	WQFR890	860.2375
Oklahoma, State of	OK	WQGF211	860.4375
Shawnee, City of	OK	WNWV280	860.4625
Bend, City of	OR	WNVN568	860.2125, 860.9625
Deschutes, County of	OR	WPHE354	860.7375, 860.9875
Deschutes, County of	OR	WPJR649	860.2125, 860.9375
Jackson County Juvenile Department	OR	WQCC874	860.2375
Redmond, City of	OR	WQAY688	860.7625
Salem, City of	OR	WPKB609	860.4875

Appendix 4  
 Entities Filing Expansion Band Elections, as of September 30, 2007

Licensee	ST	Call Sign	Frequencies
Washington County Consolidated Communications Agency	OR	WNSK475	860.2375, 860.7375
Allegheny County Department Of Emergency Services	PA	KNJH332	860.2625, 860.4375, 860.7625
Allegheny County Department Of Emergency Services	PA	WNWC473	860.2125, 860.4875
Allegheny County Department Of Emergency Services	PA	WPJG234	860.2125, 860.4875
Allentown, City of	PA	WPJK416	860.9375
Carlisle, Borough of	PA	KNNK871	860.2375, 860.4875
Commonwealth of Penna Bloomsburg University	PA	WPGD607	860.8375
Cumberland County, Pennsylvania Department of Emergency Preparedness	PA	WQAB589	860.4375
Fayette, County of	PA	WPDS263	860.2375
Fayette, County of	PA	WPDS263	860.4625
Fayette, County of	PA	WPDS263	860.9875
Luzerne, County of	PA	WPMZ512	860.7375
Luzerne, County of	PA	WPQD915	860.9875
Luzerne, County of	PA	WPYT624	860.7125, 860.9625
School District of Philadelphia	PA	WNKV367	860.8125, 860.8375, 860.9125
Rhode Island, State of	RI	WNCX326	860.3125
Charleston, County of	SC	WNVH447	860.2375, 860.4625, 860.4875, 860.7375, 860.9375
Charleston, County of	SC	WPRR560	860.4625
Clemson, City of	SC	WPKU649	860.7375
Greenville, County of	SC	WPKD619	860.7125
Greenwood, County of	SC	WPOX642	857.7375
South Carolina State Ports Authority	SC	WPLU704	860.7125
South Carolina, State of	SC	WPWM262	860.9875
Spartanburg, County of	SC	WPGR361	860.4625, 860.9375
Spartanburg, County of	SC	WPKZ275	860.2125
Spartanburg, County of	SC	WPLZ536	860.2375, 860.2625
Athens Utilities Board	TN	WQDM490	857.7375
Bartlett, City of	TN	WNVF991	860.7375
Clarksville, City of	TN	WQCL650	860.2375
Jackson Energy Authority	TN	WQBJ748	860.7375
Jackson Energy Authority	TN	WQBJ748	860.7375
Jackson, City of	TN	WPEU965	860.2625, 860.7625
Jackson, City of	TN	WQBB501	860.9875
Memphis Shelby County Airport Authority	TN	WPUQ392	860.2625
Memphis, City of	TN	WPAB818	860.3375, 860.3875
Tennessee, State of	TN	WPKH401	860.9375
Tennessee, State of	TN	WPZB947	858.4875
Tennessee, State of	TN	WQBY860	857.9875, 860.2375
Abilene, City of	TX	WPFQ263	860.4375, 860.9625
Anderson County, Texas	TX	WPYA801	860.2375, 860.9875
Austin, City of	TX	WNBZ704	860.2625, 860.4375
Austin, City of	TX	WPYE613	860.2125, 860.2625, 860.4375
Austin, City of	TX	WPYU318	860.4375
City Public Service	TX	WNLI313	860.2875, 860.3375
Dallas, City of	TX	WNBG573	860.7375, 860.9875
Harris, County of	TX	WNBZ674	860.2125, 860.2375, 860.4625, 860.4875, 860.7125
Harris, County of	TX	WPPF214	860.2125, 860.2375, 860.4625, 860.4875, 860.7125
Harris, County of	TX	WQBM285	860.7125
Houston, City of (Dept. of Aviation)	TX	KNDH570	860.2875, 860.3125
Houston, City of (Dept. of Aviation)	TX	WPNW558	860.7375
Metropolitan Transit Authority of Harris County	TX	KRX666	860.3875
Metropolitan Transit Authority of Harris County	TX	WPTD745	860.3875
Missouri City	TX	WNAS493	860.9625
San Angelo, City of	TX	WPJG225	860.4625, 860.9375
Texas Tech University	TX	KNNJ876	860.9625
Travis County Emergency Service Dist #9	TX	KSP328	860.9375
Travis, County of	TX	WPYE612	860.2125, 860.2625
Travis, County of	TX	WPZR511	860.4375
Wichita Falls, City of	TX	WQAW913	860.4625, 860.9625
League City, City of	TX	WNNL329	860.9875

Appendix 4  
 Entities Filing Expansion Band Elections, as of September 30, 2007

Licensee	ST	Call Sign	Frequencies
Murray, City of	UT	WPSK554	860.4375
Murray, City of	UT	WPWH838	860.4375
Murray, City of	UT	WPXK838	860.4375
Salt Lake City, City of	UT	KNJU695	860.7625, 860.9625
Salt Lake Department of Airports	UT	WNYR765	860.2375, 860.2625, 860.4875
Salt Lake Department of Airports	UT	WQBI350	n/a*
Salt Lake Department of Airports	UT	WQBM266	860.2625
Salt Lake, County of	UT	WPGJ689	860.4625, 860.7125, 860.7375
Utah Communications Agency Network	UT	KNIV722	860.2125, 860.2375, 860.2625, 860.4375, 860.4625, 860.4875, 860.7125, 860.7375, 860.7625, 860.9625, 860.9875
Utah Communications Agency Network	UT	WQCE706	860.7125
Utah, County of	UT	WPZV887	860.2125, 860.9375
Arlington, County of	VA	KNIQ704	860.4375, 860.7625, 860.9375
Fairfax, County of	VA	KNIH412	860.2625
Fairfax, County of	VA	WNAJ365	860.2625
Virginia Beach, City of	VA	WNAU439	860.4625, 860.4875, 860.7125, 860.7375
Virginia Beach, City of	VA	WNSS359	860.4875, 860.7375
Virginia, Commonwealth of (Department of Corrections)	VA	WPIZ624	860.4875
Virginia, Commonwealth of (NVCC)	VA	WPRR746	860.4875
Clark, County of	WA	WPJY899	860.9875
Clark, County of	WA	WPLR403	860.9625
Clark, County of	WA	WPLX749	860.7625, 860.9375
King, County of	WA	WQBZ725	860.4625, 860.9625
Public Utility District #2 of Grant County, WA	WA	KNNJ860	n/a*
Public Utility District #2 of Grant County, WA	WA	KNNJ862	860.2375
Public Utility District #2 of Grant County, WA	WA	KNNJ865	860.2625
Public Utility District #2 of Grant County, WA	WA	KNNJ866	860.2625
Public Utility District #2 of Grant County, WA	WA	KNNJ867	860.4375
Valley Communications Center	WA	WQBD600	860.2625, 860.7125
East Troy, Town of	WI	WNMD420	860.4375
Oregon Schools	WI	WPMV532	860.8875
Ozaukee, County of	WI	WNWS961	860.7125, 860.7625
Sheboygan, County of	WI	WPTS436	860.2625
Watertown Water, City of	WI	WPF727	860.2375
Wisconsin, University of	WI	WPJH396	860.7875
Morgan, County of	WV	WPSD704	860.2125
Morgan, County of	WV	WPTA421	860.2125
Morgan, County of	WV	WPTA470	860.2125

\* Licensee listed a Call Sign on their Expansion Band Election Form that does not have any frequencies within the Expansion Band located at 860-861 MHz (857.5-858.5 MHz in the Southeastern U.S, except within a seventy-mile radius of Atlanta where it is located at 858-858.5 MHz).

Appendix 5  
Call Sign-Related Reconfiguration Information, as of September 30, 2007

Current Population of Call Signs, Per Wave, Per Region, as of September 30, 2007								
Public Safety Region (PSR)	PSR Name	Wave	Channels 1-120	Public Safety Expansion Band	NPSPAC Band	SE-ESMR Band	ESMR Band	Total
<b>Wave 1</b>	<b>Subtotal</b>		<b>799</b>	<b>343</b>	<b>1827</b>	<b>0</b>		<b>2969</b>
6	CA - North	1	106	88	127	0		321
7	Colorado	1	27	13	227	0		267
8	NY - Metro (CT, NJ, NY, PA)	1	96	31	386	0		513
11	Hawaii	1	56	5	26	0		87
13	Illinois	1	40	12	135	0		187
14	Indiana	1	27	34	130	0		191
19	ME, NH, VT, MA, RI, CT*	1	81	24	123	0		228
20	MD; DC; VA - Northern	1	66	18	87	0		171
27	Nevada	1	63	20	38	0		121
28	NJ, PA, DE	1	67	29	192	0		288
35	Oregon	1	48	4	37	0		89
41	Utah	1	21	3	146	0		170
42	Virginia	1	52	23	45	0		120
45	Wisconsin	1	13	9	3	0		25
54	Chicago	1	36	30	125	0		191
<b>Wave 2</b>	<b>Subtotal</b>		<b>478</b>	<b>175</b>	<b>656</b>	<b>7</b>		<b>1316</b>
4	Arkansas	2	39	44	93	0		176
12	Idaho*	2	15	0	0	0		15
15	Iowa	2	16	16	6	0		38
16	Kansas	2	33	6	206	0		245
17	Kentucky	2	16	14	17	0		47
22	Minnesota*	2	76	9	47	0		132
24	Missouri	2	37	11	19	0		67
25	Montana*	2	19	0	0	0		19
26	Nebraska	2	10	4	30	0		44
32	North Dakota*	2	12	0	1	0		13
34	Oklahoma	2	25	4	32	0		61
38	South Dakota	2	1	0	0	0		1
39	Tennessee	2	43	30	56	7		136
40	TX - Dallas	2	38	20	41	0		99
44	West Virginia	2	3	1	7	0		11
46	Wyoming	2	1	2	7	0		10
49	TX - Austin	2	11	8	56	0		75
51	TX - Houston	2	41	5	36	0		82
52	TX - Lubbock	2	42	1	2	0		45
<b>Wave 3</b>	<b>Subtotal</b>		<b>568</b>	<b>205</b>	<b>864</b>	<b>244</b>		<b>1881</b>
1	Alabama	3	9	27	31	56		123
9	Florida	3	216	65	311	38		630
10	Georgia	3	49	28	72	75		224
18	Louisiana	2	79	15	60	5		159
23	Mississippi	3	22	16	21	49		108
31	North Carolina	3	67	28	202	7		304
37	South Carolina	3	37	24	156	14		231
47	Puerto Rico	2	66	2	11	0		79
48	US Virgin Islands	2	23	0	0	0		23

Appendix 5  
Call Sign-Related Reconfiguration Information, as of September 30, 2007

Current Population of Call Signs, Per Wave, Per Region, as of September 30, 2007								
Public Safety Region (PSR)	PSR Name	Wave	Channels 1-120	Public Safety Expansion Band	NPSPAC Band	SE-ESMR Band	ESMR Band	Total
<b>Wave 4</b>	<b>Subtotal</b>		<b>899</b>	<b>319</b>	<b>1493</b>	<b>0</b>		<b>2711</b>
2	Alaska*	4	23	5	1	0		29
3	Arizona*	4	75	23	96	0		194
5	CA - South*	4	139	106	355	0		600
21	Michigan*	4	61	2	276	0		339
29	New Mexico*	4	25	3	9	0		37
30	NY - Albany*	4	95	64	187	0		346
33	Ohio*	4	108	38	137	0		283
36	Pennsylvania*	4	12	15	212	0		239
43	Washington*	4	151	19	144	0		314
50	TX - El Paso*	4	10	4	3	0		17
53	TX - San Antonio*	4	16	16	28	0		60
54	MI portion of Chicago*	4	8	5	21	0		34
55	New York - Buffalo*	4	176	16	24	0		216
61	Gulf of Mexico	4	0	0	0	0		0
62	Marianas	4	0	2	0	0		2
63	Guam	4	0	1	0	0		1
<b>Total for Waves 1-4</b>			<b>2744</b>	<b>1042</b>	<b>4840</b>	<b>251</b>		<b>8877</b>

Appendix 5  
Call Sign-Related Reconfiguration Information, as of September 30, 2007

<b>Public Safety Expansion Band Elections Totals, as of September 30, 2007</b> (Elections NOT to Reconfigure)			
Wave	Public Safety Region (PSR) Number	PSR Name	Call Signs
1	6	CA - North	28
1	7	Colorado	3
1	8	NY - Metro (CT, NJ, NY, PA)	25
1	11	Hawaii	2
1	13	Illinois	15
1	14	Indiana	4
1	19	ME, NH, VT, MA, RI, CT*	2
1	20	MD; DC; VA - Northern	12
1	27	Nevada	3
1	28	NJ, PA, DE	22
1	35	Oregon	11
1	41	Utah	10
1	42	Virginia	3
1	45	Wisconsin	2
1	54	Chicago	9
2	4	Arkansas	6
2	12	Idaho*	6
2	15	Iowa	4
2	16	Kansas	3
2	17	Kentucky	4
2	22	Minnesota*	14
2	24	Missouri	4
2	26	Nebraska	6
2	32	North Dakota*	1
2	34	Oklahoma	9
2	38	South Dakota	1
2	39	Tennessee	11
2	40	TX - Dallas	2
2	44	West Virginia	2
2	49	TX - Austin	6
2	51	TX - Houston	9
2	52	TX - Lubbock	2
3	1	Alabama	4
3	9	Florida	20
3	18	Louisiana	40
3	23	Mississippi	8
3	31	North Carolina	14
3	37	South Carolina	10
4	2	Alaska*	3
4	3	Arizona*	5
4	5	CA - South*	22
4	29	New Mexico*	1
4	30	NY - Albany*	5
4	33	Ohio*	1
4	36	Pennsylvania*	6
4	43	Washington*	8
4	50	TX - El Paso*	1
4	53	TX - San Antonio*	1
4	54	MI portion of Chicago*	2
<b>Grand Total</b>			<b>392</b>

Appendix 5  
Call Sign-Related Reconfiguration Information, as of September 30, 2007

Frequency Proposal Reports for Waves 1-4, as of September 30, 2007														
Status	Wave 1			Wave 2				Wave 3				Wave 4		
	1-120	Exp Band	NPSPAC	1-120	SE-ESMR	Exp Band	NPSPAC	1-120	SE-ESMR	Exp Band	NPSPAC	1-120	Exp Band	NPSPAC
FPR Sent	93.5%	96.5%	87.4%	94.1%	100.0%	98.5%	92.5%	79.5%	100.0%	97.2%	96.4%	15.1%	48.7%	4.6%
Under Prior Contract	3.5%	1.2%	0.0%	1.8%	0.0%	0.7%	0.0%	11.0%	0.0%	0.4%	0.0%	5.3%	1.0%	0.0%
Affected by Border Zone	2.9%	0.0%	0.0%	4.1%	0.0%	0.0%	0.0%	0.0%	0.0%	0.0%	0.0%	78.5%	50.3%	95.4%
EA/ESMR Related Call Signs	0.0%	0.0%	0.0%	0.0%	0.0%	0.0%	0.0%	9.6%	0.0%	0.0%	0.0%	0.0%	0.0%	0.0%
Recent grants, revised or pending proposals	0.2%	2.2%	12.6%	0.0%	0.0%	0.7%	7.5%	0.0%	0.0%	2.4%	3.6%	1.0%	0.0%	0.0%
FPRs in process (6/30/2007)	0.0%	0.0%	0.0%	0.0%	0.0%	0.0%	0.0%	0.0%	0.0%	0.0%	0.0%	0.0%	0.0%	0.0%
Total	100.0%	100.0%	100.0%	100.0%	100.0%	100.0%	100.0%	100.0%	100.0%	100.0%	100.0%	100.0%	100.0%	100.0%

Notes:

- \* Public Safety Region (PSR) includes call signs in the international border area. Data may change depending upon border area frequency plans.
- a. Data for Channels 1-120 call signs excludes call signs that were under contract with Sprint Nextel prior to the start of reconfiguration and for which contracts are not going to be submitted to the TA for review and approval for Sprint Nextel credit. Data for Expansion Band call signs excludes call signs under prior contract and call signs for which licensees have elected not to reconfigure.
- b. The current population of call signs has been adjusted for call signs cancelled without a Frequency Reconfiguration Agreement (FRA), and incremented for any call signs added through pending applications. Licensees may cancel licenses or let them expire without entering into an FRA.
- c. Data for Channels 1-120 call signs includes call signs with at least one primary fixed location authorized for frequencies the 851-854 MHz range with adequate geographic data to determine a PSR. Expansion Band data includes call signs with at least one primary fixed location in the Expansion Band, as the Expansion Band may be defined in inside and outside the Southeast ESMR region, with adequate geographic data to determine a PSR. NPSPAC data includes call signs with fixed locations in the 866-869 MHz range with adequate geographic data to determine a PSR. Southeast ESMR Band data includes call signs with fixed locations in the 858.5-862 MHz range within the Southeast ESMR region and with adequate geographic data to determine a PSR. Call signs with locations in multiple PSRs are counted for each PSR. Call signs are counted within every PSR for which they have a fixed primary location.
- d. Data has been adjusted to reflect the change in the band plan in the Atlanta area pursuant to the FCC's October 5, 2005 Memorandum Opinion and Order.
- e. Of the outstanding unsent NPSPAC FPRs represented in this table for Waves 1-3, the majority are STA call signs. The TA does not generally send FPRs for STA call signs unless requested by the licensee for the purposes of planning funding or contract negotiation.

Appendix 6  
 Status of Frequency Reconfiguration Agreement Review for Channels 1-120, Per Wave, Per Region,  
 as of September 30, 2007

Public Safety Region (PSR)	PSR Name	1-5 Days from Receipt	6-10 Days from Receipt	11-15 Days from Receipt	16-20 Days from Receipt	21 Days or More from Receipt	Total
		Number of Frequency Reconfiguration Agreements (FRAs)					
<b>Wave 1</b>	<b>Subtotal</b>	<b>288</b>	<b>48</b>	<b>13</b>	<b>0</b>	<b>0</b>	<b>349</b>
	Multiregion	76	18	4	0	0	98
	PSR TBD (b)	0	0	0	0	0	0
6	Northern California	30	3	2	0	0	35
7	Colorado	10	0	1	0	0	11
8	Metropolitan NYC Area (NY, NJ, CT)	28	5	0	0	0	33
11	Hawaii	7	0	2	0	0	9
13	Illinois	16	2	0	0	0	18
14	Indiana	6	1	1	0	0	8
19	New England	15	0	0	0	0	15
20	MD; DC; VA - Northern	9	7	0	0	0	16
27	Nevada	18	3	1	0	0	22
28	Eastern Pennsylvania	23	0	1	0	0	24
35	Oregon	13	1	0	0	0	14
41	Utah	5	2	0	0	0	7
42	Virginia	13	2	0	0	0	15
45	Wisconsin	6	1	0	0	0	7
54	Southern Lake Michigan	13	3	1	0	0	17
<b>Wave 2</b>	<b>Subtotal</b>	<b>168</b>	<b>34</b>	<b>2</b>	<b>1</b>	<b>0</b>	<b>205</b>
	Multiregion	53	15	2	0	0	70
	PSR TBD (b)	0	0	0	0	0	0
4	Arkansas	6	3	0	0	0	9
12	Idaho (a)	4	0	0	0	0	4
15	Iowa	3	2	0	0	0	5
16	Kansas	8	0	0	1	0	9
17	Kentucky	8	1	0	0	0	9
22	Minnesota	22	3	0	0	0	25
24	Missouri	9	3	0	0	0	12
25	Montana	4	0	0	0	0	4
26	Nebraska	3	1	0	0	0	4
32	North Dakota (a)	0	0	0	0	0	0
34	Oklahoma	0	2	0	0	0	2
38	South Dakota	1	0	0	0	0	1
39	Tennessee	21	2	0	0	0	23
40	Texas (Central & Northeast)	10	1	0	0	0	11
44	West Virginia	1	0	0	0	0	1
46	Wyoming	0	0	0	0	0	0
47	Puerto Rico	0	0	0	0	0	0
49	Texas - Central (Austin Area)	1	1	0	0	0	2
51	Texas - East (Houston Area)	6	0	0	0	0	6
52	Texas - Panhandle, High Plains & NW	8	0	0	0	0	8

Appendix 6  
 Status of Frequency Reconfiguration Agreement Review for Channels 1-120, Per Wave, Per Region,  
 as of September 30, 2007

Public Safety Region (PSR)	PSR Name	1-5 Days from Receipt	6-10 Days from Receipt	11-15 Days from Receipt	16-20 Days from Receipt	21 Days or More from Receipt	Total
		Number of Frequency Reconfiguration Agreements (FRAs)					
<b>Wave 3</b>	<b>Subtotal</b>	<b>213</b>	<b>15</b>	<b>4</b>	<b>0</b>	<b>0</b>	<b>232</b>
	Multiregion	67	4	2	0	0	73
	PSR TBD (b)	0	0	0	0	0	0
1	Alabama	12	1	0	0	0	13
9	Florida	47	4	2	0	0	53
10	Georgia	31	2	0	0	0	33
18	Louisiana	13	1	0	0	0	14
23	Mississippi	13	1	0	0	0	14
31	North Carolina	18	1	0	0	0	19
37	South Carolina	4	1	0	0	0	5
47	Puerto Rico	5	0	0	0	0	5
48	US Virgin Islands	3	0	0	0	0	3
<b>Wave 4</b>	<b>Subtotal</b>	<b>100</b>	<b>3</b>	<b>1</b>	<b>0</b>	<b>0</b>	<b>104</b>
	Multiregion	23	0	0	0	0	23
	PSR TBD (b)	1	0	1	0	0	2
2	Alaska	4	0	0	0	0	4
3	Arizona (a)	22	0	0	0	0	22
5	CA - South (a)	2	0	0	0	0	2
18	Louisiana	8	0	0	0	0	8
21	Michigan (a)	1	0	0	0	0	1
29	New Mexico (a)	7	0	0	0	0	7
30	Eastern Upstate NY (a)	4	1	0	0	0	5
33	Ohio (a)	7	0	0	0	0	7
36	Pennsylvania (a)	3	0	0	0	0	3
43	Washington (a)	5	0	0	0	0	5
50	TX - El Paso (a)	6	0	0	0	0	6
53	TX - San Antonio (a)	3	2	0	0	0	5
54	MI portion of Chicago (a)	4	0	0	0	0	4
55	New York - Buffalo (a)	0	0	0	0	0	0
<b>Wave TBD (c)</b>	<b>Subtotal</b>	<b>2</b>	<b>0</b>	<b>0</b>	<b>0</b>	<b>0</b>	<b>2</b>
<b>Totals for Waves 1-4</b>		<b>771</b>	<b>100</b>	<b>20</b>	<b>1</b>	<b>0</b>	<b>892</b>

Notes:

- (a) Public Safety Region (PSR) includes international border area. Data may change depending upon border area frequency plans.
- (b) PSR TBD (To Be Determined) - The TA is unable to accurately assign a PSR based on data provided.
- (c) Wave TBD (To Be Determined) - Deals projected by Sprint Nextel that have no call signs yet associated with them. The proper reconfiguration wave category will generally be determined upon the TA receiving the associated call sign assets or the FRA, although some deals cannot be classified by wave.

Appendix 7

Status of Frequency Reconfiguration Agreement Review for NPSPAC Channels, Per Wave, Per Region, as of September 30, 2007

Public Safety Region (PSR)	PSR Name	1-5 Days from Receipt	6-10 Days from Receipt	11-15 Days from Receipt	16-20 Days from Receipt	21 Days or More from Receipt	Total
		Number of Frequency Reconfiguration Agreements (FRAs)					
<b>Wave 1</b>	<b>Subtotal</b>	<b>181</b>	<b>16</b>	<b>5</b>	<b>0</b>	<b>0</b>	<b>202</b>
	Multiregion	20	5	1	0	0	26
	PSR TBD (b)	2	0	0	0	0	2
6	Northern California	24	2	0	0	0	26
7	Colorado	4	0	0	0	0	4
8	Metropolitan NYC Area (NY, NJ, CT)	31	1	1	0	0	33
11	Hawaii	1	0	1	0	0	2
13	Illinois	3	0	0	0	0	3
14	Indiana	13	3	0	0	0	16
19	New England	27	3	0	0	0	30
20	MD; DC; VA - Northern	5	1	0	0	0	6
27	Nevada	1	0	0	0	0	1
28	Eastern Pennsylvania	13	0	1	0	0	14
35	Oregon	4	0	0	0	0	4
41	Utah	3	0	0	0	0	3
42	Virginia	8	0	1	0	0	9
45	Wisconsin	1	0	0	0	0	1
54	Southern Lake Michigan	21	1	0	0	0	22
<b>Wave 2</b>	<b>Subtotal</b>	<b>111</b>	<b>6</b>	<b>1</b>	<b>0</b>	<b>0</b>	<b>118</b>
	Multiregion	7	0	0	0	0	7
	PSR TBD (b)	1	0	0	0	0	1
4	Arkansas	6	0	0	0	0	6
12	Idaho (a)	0	0	0	0	0	0
15	Iowa	13	0	0	0	0	13
16	Kansas	8	1	0	0	0	9
17	Kentucky	12	1	0	0	0	13
22	Minnesota	11	0	0	0	0	11
24	Missouri	7	0	0	0	0	7
25	Montana	0	0	0	0	0	0
26	Nebraska	13	0	0	0	0	13
32	North Dakota (a)	0	0	0	0	0	0
34	Oklahoma	4	0	0	0	0	4
38	South Dakota	0	0	0	0	0	0
39	Tennessee	8	0	0	0	0	8
40	Texas (Central & Northeast)	14	3	0	0	0	17
44	West Virginia	1	0	0	0	0	1
46	Wyoming	1	0	1	0	0	2
47	Puerto Rico	0	0	0	0	0	0
49	Texas - Central (Austin Area)	2	1	0	0	0	3
51	Texas - East (Houston Area)	3	0	0	0	0	3
52	Texas - Panhandle, High Plains & NW	0	0	0	0	0	0
<b>Wave 3</b>	<b>Subtotal</b>	<b>48</b>	<b>3</b>	<b>0</b>	<b>0</b>	<b>0</b>	<b>51</b>
	Multiregion	2	0	0	0	0	2
	PSR TBD (b)	2	0	0	0	0	2
1	Alabama	5	1	0	0	0	6
9	Florida	9	1	0	0	0	10
10	Georgia	12	1	0	0	0	13
18	Louisiana	7	0	0	0	0	7
23	Mississippi	6	0	0	0	0	6
31	North Carolina	2	0	0	0	0	2
37	South Carolina	3	0	0	0	0	3
47	Puerto Rico	0	0	0	0	0	0
48	US Virgin Islands	0	0	0	0	0	0

Appendix 7

Status of Frequency Reconfiguration Agreement Review for NPSPAC Channels, Per Wave, Per Region, as of September 30, 2007

Public Safety Region (PSR)	PSR Name	1-5 Days from Receipt	6-10 Days from Receipt	11-15 Days from Receipt	16-20 Days from Receipt	21 Days or More from Receipt	Total
		Number of Frequency Reconfiguration Agreements (FRAs)					
<b>Wave 4</b>	<b>Subtotal</b>	<b>6</b>	<b>1</b>	<b>0</b>	<b>0</b>	<b>0</b>	<b>7</b>
	Multiregion	0	0	0	0	0	0
	PSR TBD (b)	0	0	0	0	0	0
2	Alaska	0	0	0	0	0	0
3	Arizona (a)	0	0	0	0	0	0
5	CA - South (a)	0	0	0	0	0	0
18	Louisiana	0	0	0	0	0	0
21	Michigan (a)	0	0	0	0	0	0
29	New Mexico (a)	0	1	0	0	0	1
30	Eastern Upstate NY (a)	1	0	0	0	0	1
33	Ohio (a)	2	0	0	0	0	2
36	Pennsylvania (a)	0	0	0	0	0	0
43	Washington (a)	1	0	0	0	0	1
50	TX - El Paso (a)	0	0	0	0	0	0
53	TX - San Antonio (a)	1	0	0	0	0	1
54	MI portion of Chicago (a)	1	0	0	0	0	1
55	New York - Buffalo (a)	0	0	0	0	0	0
<b>Wave TBD (c)</b>	<b>Subtotal</b>	<b>10</b>	<b>2</b>	<b>0</b>	<b>0</b>	<b>0</b>	<b>12</b>
<b>Totals for Waves 1-4</b>		<b>356</b>	<b>28</b>	<b>6</b>	<b>0</b>	<b>0</b>	<b>390</b>

Notes:

- (a) Public Safety Region (PSR) includes international border area. Data may change depending upon border area frequency plans.
- (b) PSR TBD (To Be Determined) - The TA is unable to accurately assign a PSR based on data provided.
- (c) Wave TBD (To Be Determined) - Deals projected by Sprint Nextel that have no call signs yet associated with them. The proper reconfiguration wave category will generally be determined upon the TA receiving the associated call sign assets or the FRA, although some deals cannot be classified by wave.

Appendix 8  
Summary of Stage 1 FRAs that have Closed, as of September 30, 2007

<b>Completed Stage 1 FRAs*</b>		
<b>Deal Name</b>	<b>TA Completion Certification Receipt Date</b>	<b>Deal Count</b>
<b>Wave 1</b>		
1	Barbara Cunningham	5/5/06
2	Baltimore Gas & Electric Company	1/26/07
3	Thelen Sand and Gravel INC	7/10/07
4	New York Communications Company, Inc.	6/1/07
5	PG&E (Re-Band)	5/15/07
6	Commonwealth Repeater Services, Inc.	7/12/06
7	HENDERSON, HENRY	6/26/06
8	Vico Construction	4/19/06
9	COHEN, ELIAHU	6/11/07
10	Anderson, Glen	5/18/07
11	Smith, Alton	5/18/06
12	John L. Kuypers	2/27/06
13	REILLY, PHILLIP	6/5/07
14	Stoller Construction	2/5/07
15	Wulf, Thomas	7/10/06
16	Barbara A. Chapin	5/26/06
17	Gonsalves, Rolland	6/30/06
18	Ferma Corp	9/20/06
19	Lodi Unified School District	12/22/05
20	Dick Anderson and Sons, Inc	7/5/06
21	Granite Construction, Inc	9/8/06
22	Vectren Corporation	5/31/07
23	Cupertino Union School District	6/6/06
24	Desilva Gates Const.	7/2/07
25	E&J Gallo Winery	8/14/06
26	Billiou	2/7/06
27	841 Bishop LLC	7/6/06
28	Marco Polo	4/27/06
29	Ohio Valley Gas Corp	4/27/06
30	Olde City Taxi Coach Association, Inc.	6/14/07
31	Resorts USA, Inc.	6/30/06
32	NBC Telemundo License Company	10/9/06
33	Mid-State Mobile Radio	12/8/06
34	Parrot Ranch Company	2/15/06
35	Hartford Hospital - Rebanding	1/19/07
36	CSI Communications DBA Day Wireless Systems	8/9/06
37	Hampden Communications Corp	12/12/06
38	Mountaire Farms, Inc	12/5/06
39	Ihilani Rebanding	10/20/06
40	Binder Machinery Corporation	4/28/06
41	Adler, Philip	2/1/07
42	Underground Inc	6/21/06
43	Mammoth Recreations, Inc.	7/12/06
44	Firstview Communications 2	1/27/06
45	Triple C Communications	12/6/06
46	Levi Strauss & Co	8/30/06
47	Joseph J Albanese Inc	2/15/07
48	Total Network Communications Inc	8/3/06
49	Nevada Ready Mix 2	2/27/07
50	MS Concrete	7/26/06
51	Brenner, Jerry	2/21/07

Appendix 8  
Summary of Stage 1 FRAs that have Closed, as of September 30, 2007

Completed Stage 1 FRAs*		
Deal Name	TA Completion Certification Receipt Date	Deal Count
52	Cure Brothers	6/28/07
53	F & D Enterprises Inc	7/17/06
54	Mirage Resorts, Inc.	3/26/07
55	Boston Properties Limited Partnership	8/24/06
56	X. W., LLC 2	3/21/07
57	A Teichert & Son, Inc.	8/1/06
58	Ready Mixed Concrete Company	6/26/07
59	Bresnan Communications, LLC	6/9/06
60	Rocky Mountain Motorists, Inc.	7/24/06
61	Coast Hotels and Casinos	2/27/06
62	Henry Nelch & Son Co.	7/28/06
63	GOLD STAR FS INC	4/18/06
64	Sun Cab Inc dba Nellis Cab Company	5/11/07
65	Church of Jesus Christ of LDS	8/1/06
66	TKT INC	11/2/06
67	Fruit Belt Service Co. Inc	8/30/06
68	Academy Express Inc.	7/10/07
69	WHITESIDE, DAVID	6/26/07
70	PETRY, GAY	10/17/06
71	CASINO QUEEN INC	7/10/06
72	West County Transportation Agency	5/25/06
73	Emery, Connie R	5/11/06
74	EMERY, ROBERT M	6/2/06
75	Steuben County 3	8/15/06
76	VCF INC.	7/24/07
77	Baker Rock Crushing Company	11/27/06
78	Brandenburg, James: Brandenburg, Donald	6/6/06
79	Wireless Connections LLC.	10/17/06
80	Brooks, Janis	12/1/06
81	Cook Dupage Transportation Inc	8/21/06
82	Comcast of Connecticut, Inc	11/27/06
83	San Jose Unified School District	7/27/06
84	Duncan, Gordon L	11/21/06
85	Las Vegas Paving	7/6/06
86	Sobata, Carolyn:Sobota, Robin A	6/16/06
87	PK Smith Limousine Co., Inc. 2	6/3/06
88	Plote Inc.	6/16/06
89	Weleccki Alan M	12/28/06
90	Rheins, Joy 2	5/23/07
91	RCMH Car Co Inc	6/14/07
92	Donald B. Storer	6/21/06
93	Prairie Group Inc.	3/15/07
94	Super Shuttle International 2	5/30/06
95	Mathews, Frederick J:Mathews JR, Chas J	12/6/06
96	O'Hare Midway Limousine Svcs, Inc. 2	6/4/07
97	Irving Materials, Inc.	7/28/06
98	JTE Enterprises, Inc	2/21/07
99	ISG Indiana Harbor Inc.	5/16/06
100	Perdue Farms Inc:	6/26/06
101	K 5 Construction	1/24/07
102	K&A Mutual Associates Inc.	1/23/07
103	London Town Cars Inc	8/9/06

Appendix 8  
Summary of Stage 1 FRAs that have Closed, as of September 30, 2007

Completed Stage 1 FRAs*		
Deal Name	TA Completion Certification Receipt Date	Deal Count
104	Nelda Lowery	2/15/06
105	New Star Fresh Foods LLC	10/9/06
106	Access AG	5/24/06
107	Steve Blankenbechler	8/1/06
108	Eddie Fowlkes	8/31/06
109	Wireless Market Source 2	1/26/06
110	Transit Mix Concrete Co	1/24/06
111	Boyar, Adam	4/25/06
112	Sunset Scavenger Corp	4/27/06
113	Greg Shuluk	8/28/06
114	Mc Clatchy Newspapers, Inc.	1/19/07
115	Lely, Gerald	7/12/06
116	Jung, Mark	9/11/06
117	Crader, R David	4/17/06
118	Central Bucks School	4/13/07
119	Lundy Jr, Joseph	2/26/07
120	Patel, Shailesh N	6/14/06
121	Gary Wright Jr.	10/23/06
122	Yamaoka Bros Inc	5/26/06
123	Wilbur Ellis Company DBA Helm Fertilizer	7/14/06
124	Community Repeater Guinda CA	8/1/06
125	Communication Systems Specialist, Inc.	6/9/06
126	Cumberland, County of	6/5/07
127	Radisson Hotel and Conference Center	7/26/06
128	Gallagher Asphalt Corporation 2	5/23/06
129	Jeffersonville, City of	8/4/06
130	Daniel H. Black	6/1/06
131	Colorado, State Of (L-120)	5/30/07
132	Ocean, county of	3/15/07
133	R. W. MILLER & SONS INC	2/8/07
134	Dole Fresh Fruit	1/25/07
135	WILLARD AGRI SVC. OF FREDERICK INC	1/19/07
136	Montgomery Shuttle	4/11/07
137	Rock, County of	11/13/06
138	STEG, BERNARD (2)	5/9/06
139	Marcia Stock	2/15/06
140	Secom Communications 2	7/11/06
141	Whitley County Consolidated Schools	8/16/06
142	High Peak Communications LLC	4/21/06
143	Central Jersey Irrigation	7/24/06
144	Conley, George	11/2/06
145	CLIFFORD BROMAN & SONS TRUCKING INC	2/16/06
146	Wheatridge, City of	8/21/06
147	Ruffin Gaming LLC	4/21/06
148	Denver Public Schools	9/6/06
149	Hernandez, David A	6/12/07
150	Chaney Enterprises (2)	3/8/07
151	Motorola (2)	4/20/07
152	Emergency Radio Services, Inc. 2	1/29/07
153	Shearer Communications	8/15/06
154	Robert Tilden	8/9/06
155	PRENTISS PROPERTIES (REBANDING)	7/13/06

Appendix 8  
Summary of Stage 1 FRAs that have Closed, as of September 30, 2007

Completed Stage 1 FRAs*		
Deal Name	TA Completion Certification Receipt Date	Deal Count
156	Espinoza, Raul	4/27/06
157	Adams, Don Jr.	5/17/07
158	Triangle Wireless	7/12/06
159	OREGON, STATE OF	12/22/05
160	Detweiler, Scott R.	5/15/06
161	Dorler Communications Company	11/1/06
162	Alger, Eve	8/15/06
163	E L Gardner	2/15/07
164	Easton, Town of	7/28/06
165	First Student, Inc. (MA)	4/19/07
166	Glastonbury Police Department	3/15/07
167	Albany, City of	5/3/06
168	Horizon Mobile Communications, Inc.	3/29/07
169	RA Comm Inc.	2/3/06
170	Meriden, City of	3/21/07
171	Mora, Albert	7/2/07
172	New Haven, City of	1/25/07
173	Town of Salisbury	5/9/06
174	Insight Communications Midwest LLC	2/26/07
175	Sprague, Town of	3/6/07
176	Upper Merion, Township of	9/8/06
177	Waterbury, City of	10/24/06
178	William A. Hazel, Inc.	2/2/07
179	Windham, Town of	11/20/06
180	WP Company LLC	3/2/07
181	Radon - Norcom	3/15/07
182	LYON, COREY M	8/4/06
183	Lloyd L. Jokers	2/7/06
184	Taylor, Eugene J	4/21/06
185	Tilford, A D	9/5/06
186	Unified Sewerage Agency	7/21/06
187	Denver Radio Electronics & Technology	7/19/06
188	Sangamon, County of (Courthouse)	8/4/06
189	Hawaii, State of (Re-band)	3/16/07
190	Caterpillar	2/15/07
191	Townsend Booth Corporation Rebanding	5/23/07
192	RSK World, Inc. Rebanding	7/17/07
193	Frontier Radio	2/12/07
194	John E Sola Estate	7/25/07
195	Wecom Inc	12/6/06
196	Sonoma, County Of	3/1/07
197	Soundview Spectrum, LLC Rebanding	3/15/07
198	ANAT, LLC Rebanding	8/31/07
199	Orosz, Joseph Rebanding	6/11/07
200	G & G Communications Inc. Rebanding	11/27/06
201	Excalibur Hotel Casino	8/28/06
202	Mandalay Corp	8/3/06
203	Crane, Bert	10/13/06
204	Pennington, Agnes	5/15/07
205	Rhode Island, State of	3/20/07
206	Trenton, City of	4/6/07
207	Egg Harbor, Township of	9/7/07

Appendix 8  
Summary of Stage 1 FRAs that have Closed, as of September 30, 2007

<b>Completed Stage 1 FRAs*</b>		
<b>Deal Name</b>	<b>TA Completion Certification Receipt Date</b>	<b>Deal Count</b>
208	Morgan, County of (WV)	11/10/06
209	Illinois Power Company	7/12/07
210	Tooele, County Of	5/9/06
211	The Boeing Company - Non-Border	8/29/06
212	Illinois, State Of (Lower 120)	10/12/06
213	Clinton Herby - Typecraft II	4/17/06
214	Motient (L120 rebanding)	4/17/07
215	Stamford Fire Department	10/6/06
216	Aluminum Company of America 1	7/28/06
217	Celco SND Comm Inc	7/7/06
218	KLL Wireless, INC	1/29/07
219	State Farm Mutual Automobile Insurance Co. (2)	9/26/06
220	Lectro Communications, INC	8/9/06
221	Lockheed Martin Corporation	3/6/07
222	Waste Management Holdings, Inc. (2)	9/6/06
223	Metro Electronics Inc	3/16/07
224	Mobile Radio of Kokomo Inc	10/5/06
225	Ragan Communications, Inc. (2)	6/22/07
226	Viking Land Mobile Communications	5/9/06
227	DEERE & COMPANY	11/2/06
228	Frederick County, MD (MW-COG)	2/9/07
229	Plantings by the Sea	4/25/06
230	Hardy Plumbing, Heating & Air	8/15/06
231	Gerawan Farming (Re-band)	3/27/07
232	CU Radio Enterprises, Inc.	8/8/06
233	Hudson General - Boston	11/20/06
234	Hudson General - NY	5/24/07
235	Stuart R. Slater	12/23/05
236	Veach, Dorothy	8/30/06
237	Aeronautical Radio - NJ	10/6/06
238	Connecticut, State of - CCSU	1/8/07
239	SALVATION ARMY HARRISBURG	7/17/06
240	Bethlehem, City of	6/27/07
241	Technology Associates, LLC	8/29/06
242	Frederick County, MD Board of Education	2/8/07
243	Sangamon, County of (Mobile Data)	9/8/06
244	Dorothy Taylor	4/27/06
245	Chicago, City of - Streets & Sanitation	6/14/06
246	Myers, Natalie #6	5/19/06
247	State Farm Mutual Automobile Insurance Co. (4)	9/27/06
248	Brock, Harold:Samuel:Dorothy (Nevada)	7/6/06
249	Sheldon, Gwyneth A #4 (swap)	7/20/06
250	Durham School Services - PHI,PA	5/1/07
251	Durham School Services - North CA	5/1/07
252	Durham School Services - CHI, IL	5/1/07
253	Durham School Services - Decatur, IL	5/23/07
254	Wille Brothers Company	1/25/07
	<b>Subtotal FRA count for Wave 1</b>	<b>254</b>
<b>Wave 2</b>		
1	Union Carbide Corporation	12/8/06
2	Fischer, Craig D	4/21/06
3	Frontier El Dorado	8/4/06

Appendix 8  
Summary of Stage 1 FRAs that have Closed, as of September 30, 2007

Completed Stage 1 FRAs*		
Deal Name	TA Completion Certification Receipt Date	Deal Count
4	TFMCOMM	7/13/06
5	Gateway Wireless Services	10/4/06
6	Edward Butler (rebanding)	7/6/06
7	Curtis Well Servicing	1/10/07
8	JRJ Paving	5/24/07
9	Champion Communication Services	8/3/06
10	J Lee Milligan	6/6/06
11	Gregory Balis	6/28/06
12	Main Street Partners	6/7/07
13	Jimi Malavia	5/9/06
14	Telebeep Inc.	8/4/06
15	Darrell Best and Donna Best	5/19/06
16	NEBCO	2/27/06
17	John Herby - Typecraft	7/27/06
18	Lehman Roberts	9/15/06
19	Airport Fast Park	7/23/07
20	American Red Cross	12/1/06
21	Brush, Peter H	2/1/07
22	Graybill Electronics Inc	5/26/06
23	Triple D Communications	4/27/06
24	W A Ellis Construction Company	4/9/07
25	W G Block Co	1/17/07
26	SEBA BROS FARMS INC	4/27/06
27	Griffin, Bryan E	1/3/07
28	Electronic Specialties Inc	3/8/06
29	Fred Weber Inc.	7/19/06
30	Hertz Rent A Car	7/2/07
31	Gerbus Bros Construction Co	2/28/07
32	West Central Communications 2	7/12/06
33	Snyder, Kenneth C.	2/8/07
34	Scott Strouts DBA ABC Taxi	7/5/06
35	City of Maplewood	1/3/06
36	Boyar, Chris	6/9/06
37	Schmidtke, Dave	11/1/06
38	Roadrunner Transportation	6/6/06
39	Howell SR. Michael H	10/12/06
40	Douglas E Morris Profit Sharing Trust	6/29/06
41	Green Isle Countryside Farms	3/28/07
42	Gladstone, City of	8/24/07
43	Corey Seppmann Well Drilling	1/17/07
44	Davis Jr, Clifton	8/15/06
45	Dakota Dunes, City of	8/28/06
46	Bismarck, City of	12/27/06
47	Allied Services LLC	7/26/06
48	Comm Center	4/3/07
49	Xcel	1/18/07
50	John Knox Village	11/10/06
51	Battles Communications 2	5/15/06
52	Houston 900 Network	6/23/06
53	WATONWAN FARM SERVICE	9/27/06
54	Smith, Eleanor (2)	5/18/06
55	Wenner, Merton R: Wenner, Steve: Wenner, Brian	3/14/07

Appendix 8  
Summary of Stage 1 FRAs that have Closed, as of September 30, 2007

Completed Stage 1 FRAs*		
Deal Name	TA Completion Certification Receipt Date	Deal Count
56	MATTSON WELL COMPANY	2/19/07
57	Berry Hill, City of	5/14/07
58	Bridgeport Tank Trucks	8/15/07
59	Williamstown, City of	8/7/06
60	Metro Communications LLC	4/27/06
61	Holes Inc	2/27/07
62	Hewlett Packard Company Inc.	5/5/06
63	Intermountain Communications of Southern Idahoe	5/2/07
64	CEMSTONE PRODUCTS COMPANY	2/7/07
65	EBENHYOH, DANIEL	2/26/07
66	MOLITOR FARMS INC.	8/9/06
67	AVR INC	10/6/06
68	Minnesota, State of	5/15/06
69	Midwest City, City of OK	11/2/06
70	ACTION RADIO & COMMUNICATIONS INC	10/23/06
71	Lyondell Citgo	3/27/06
72	Minnesota Mobile Telephone	8/24/06
73	Crescent, The	2/26/07
74	Zenk, John	1/10/06
75	Johnson Christian	8/3/06
76	Anchorage, City of	2/5/07
77	L E Myers	6/2/06
78	STEIER, TIM	4/24/06
79	AMES CONSTRUCTION INC	8/15/06
80	STIER TRANSPORTATION SERVICES INC	8/18/06
81	CO OP AGRICULTURE CENTER	8/24/06
82	Marth Herby - Typecraft	8/16/06
83	Richard Rabe - Typecraft 2005	11/8/06
84	Charleston Housing	3/22/07
85	First Student, Inc. (MN)	4/17/06
86	Douglas, KS County of	1/3/07
87	Alperowitz, Francine	7/28/06
88	HOPKINS, CITY OF	10/31/06
89	Radioland, Inc	5/15/06
90	Eric McMahon	4/15/06
91	Estate of Joseph C Thames	7/21/06
92	PROPERTY MINNESOTA ONE & PROPERTY MIN	3/5/07
93	Leonardt, Bruno	8/1/06
94	Richardson, TX City of	10/30/06
95	Boulder Ag	3/20/07
96	Gem State Communications, Inc.	2/5/07
97	Idaho Supreme Potatoes	1/3/06
98	Raymer, Joe R	5/17/07
99	Wood Communications 2	6/28/06
100	Mid Tennessee Third Mobile	5/9/06
101	Aeronautical Radio Inc	10/27/06
102	RAFT River Electric Corp	1/6/06
103	Lees Summit Board of Education	1/17/06
104	Alpha Wireless Communications Co. 2	3/13/07
105	Bass Enterprises Production Company	7/23/07
106	Kenton County Airport Board	6/19/06
107	Lexington Fayette Urban County Government	7/5/07

Appendix 8  
Summary of Stage 1 FRAs that have Closed, as of September 30, 2007

<b>Completed Stage 1 FRAs*</b>			
Deal Name	TA Completion Certification Receipt Date	Deal Count	
108	C S Leasing	11/27/06	
109	Central Communications & Electronics	7/26/07	
110	Young, Chris:Paschall, Larry A	3/15/07	
111	Electronic Engineering Co. 3	2/26/07	
112	Dallas, County of	11/27/06	
113	Eastman Chemical Company	12/1/06	
114	Jimmy A. Epperson 2	5/25/06	
115	JP Jenkins, Inc. (2)	3/28/07	
116	Aldredge, RW:Kay, AP:Weishuhn G	7/2/07	
117	Atofina Petrochemicals Inc	4/9/07	
118	Challenger Construction INC.	6/11/07	
119	Occidental Permiam LTD	2/26/07	
120	G & D communications Inc	4/19/07	
121	SR Communications Associates	3/6/07	
122	Miller, Cleo	8/24/06	
123	Melba School District 136	6/6/06	
124	Chevron Phillips Chemical Co LP	6/7/07	
125	North Kansas City, City of (School District)	7/13/06	
126	BELLAR COMMUNICATIONS CO	8/14/06	
127	Ford Communications Inc.	5/24/07	
128	Leavenworth, County of, KS	6/4/07	
129	MO ARK Communications Inc.	7/10/07	
130	MUSTANG, CITY OF, OK	12/15/06	
131	PEACOCK, JOHN F	8/24/07	
132	AIRTEL WIRELESS, LLC	10/12/06	
133	ASHLAND CONSTRUCTION COMMUNICATIONS	7/6/06	
134	ATHENS UTILITIES BOARD, TN	11/17/06	
135	C & W COMMUNICATIONS INC	11/9/06	
136	CHATTANOOGA SMR INC	1/3/07	
137	CRAIGHEAD, COUNTY OF, AR	8/16/06	
138	CRITTENDEN, COUNTY OF, AR	11/1/06	
139	Callahan Tower Joint Venture	1/5/07	
140	GRANT, COUNTY OF, AR	6/11/07	
141	HEARTHSTONE ENTERPRISES INC	10/3/06	
142	HOLSUM BAKERS INC DBA CAPROCK COMMUN	6/9/06	
143	NORTHWEST AIRLINES INC	3/15/07	
144	PINE BLUFF, CITY OF, AR	6/16/06	
145	STINNETT HEATER TREATER REPAIRS	5/24/06	
146	Sebastian, County of, AR	4/13/07	
147	Hennepin, County of, MN	3/15/07	
148	Minneapolis, City of, MN	6/20/06	
149	Hopkins, Terry (800 Rebanding - N'ville)	6/27/06	
150	Minnesota, State of - Department of Corrections	5/18/07	
151	21st Century Wireless (L120 Rebanding)	8/9/06	
152	Cox Communications-Wichita, KS	5/15/06	
153	A Communications LLC	6/12/07	
154	Sater, Gary N. #3 (swap)	2/12/07	
155	Aeronautical Radio - Mississippi	11/29/06	
156	Durham School Services - MO	5/14/07	
	<b>Subtotal FRA count for Wave 2</b>		<b>156</b>
<b>Wave 3</b>			
1	Time Warner Entertainment	3/29/06	

Appendix 8  
Summary of Stage 1 FRAs that have Closed, as of September 30, 2007

Completed Stage 1 FRAs*		
Deal Name	TA Completion Certification Receipt Date	Deal Count
2	MEARS DESTINATION SERVICES INC	8/15/06
3	Curry & Company Plumbing, Inc	5/11/06
4	BJM and Associates Inc	10/17/06
5	Cargill Juice North America Inc.	1/3/06
6	Ben Hill Griffin	7/11/06
7	North Communications of PR	5/10/06
8	Communications Leasing Corp	4/3/07
9	Action Community Center	11/27/06
10	AFLAC	9/15/06
11	ALPHARETTA, CITY OF, GA	2/15/07
12	AMERICAN COMMUNICATIONS NETWORK	2/22/07
13	AMOCO OIL COMPANY	9/13/07
14	ANDERSON, CITY OF, SC	3/2/07
15	ARC TRANSIT INC	12/15/06
16	ASHFORD, CITY OF, AL	8/30/06
17	ATLANTA, CITY OF, GA	9/18/07
18	BCW INC	9/18/07
19	BOULWARE, WINSTON	6/20/06
20	BRUNS & MC KENNA 2 INC	7/12/07
21	BUDDYS PHONE PATCH INC	9/20/06
22	BYRD, ALAN P	8/3/06
23	Bright House Networks, LLC	7/19/06
24	C & S COMMUNICATIONS INC	8/15/07
25	CAMERON, PARISH OF, LA	3/26/07
26	CARROLL, COUNTY OF, GA	7/26/07
27	CENTRAL FLORIDA REGIONAL TRANSPORTATION	5/15/07
28	CHARLOTTE, CITY OF, NC	11/21/06
29	CHATCO COMMUNICATIONS INC	5/17/07
30	CHATTAWAY, PAUL S	7/25/07
31	CNF TRANSPORTATION INC	12/8/06
32	COLUMBUS, CITY OF, GA	1/17/07
33	COLUMBUS, CITY OF, MS	9/5/07
34	CONCRETE SUPPLY COMPANY	7/16/07
35	CONSOLIDATED FREIGHTWAYS CORPORATION	6/1/07
36	CORAL SPRINGS, CITY OF, FL	8/6/07
37	DECATUR, CITY OF, GA	7/10/07
38	DESOTO, COUNTY OF, FL	3/28/07
39	EVERGLADES COMMUNICATIONS INC	11/20/06
40	Electronic Maintenance Company	12/19/06
41	FLORIDA HOSPITAL	2/27/07
42	FLOYD HEALTHCARE MANAGEMENT INC DBA F	1/17/07
43	FOREST PARK, CITY OF, GA	4/19/07
44	Federal Express Corporation	3/13/07
45	GAINESVILLE, CITY OF, GA	3/30/07
46	GASTON, COUNTY OF, NC	2/21/07
47	GASTONIA, CITY OF, NC	8/15/06
48	GLYNN, COUNTY OF, GA	7/18/07
49	GUNBY COMMUNICATIONS INC	9/4/07
50	GWINNETT, COUNTY OF, GA	1/30/07
51	HARALSON, COUNTY OF, GA	12/13/06
52	HARDRIVES OF DELRAY INC	4/6/07
53	HATTIESBURG-LAUREL REGIONAL AIRPORT AU	12/27/06

Appendix 8  
Summary of Stage 1 FRAs that have Closed, as of September 30, 2007

Completed Stage 1 FRAs*		
Deal Name	TA Completion Certification Receipt Date	Deal Count
54	HORN LAKE, CITY OF, MS	1/18/07
55	HOUSTON, COUNTY OF, AL	7/21/06
56	High Tech Communications Services Inc	3/16/07
57	Highland Wireless	5/23/06
58	Huntsville Radio Service, Inc.	3/27/07
59	INGRAM GROVE SERVICE INC	8/9/06
60	JACK M BERRY INC	12/13/06
61	LAKELAND, CITY OF, FL	5/17/07
62	LANTANA, TOWN OF, FL	3/5/07
63	LAWRENCEVILLE, CITY OF, GA	2/27/07
64	LOUISBURG, TOWN OF, NC	8/15/06
65	LOUISIANA TRANSIT COMPANY INC	1/30/07
66	LYKES BROTHERS INC	8/1/06
67	M. E. DIVERSIFIED ELECTRONICS, INC.	2/23/07
68	MADISON, PARISH OF, LA	11/30/06
69	MAERSK CONTAINER SVC CO INC	5/14/07
70	MC DONALD CONSTRUCTION CORPORATION	7/31/07
71	MECKLENBURG, COUNTY OF, NC	8/13/07
72	MIAMI SHORES, VILLAGE OF, FL	9/12/07
73	MIAMI SPRINGS, CITY OF, FL	9/14/07
74	MICRO TECHNOLOGY SOUTHEAST	3/5/07
75	MODERN COMMUNICATIONS OF GREENVILLE M	7/11/06
76	MORGANTON, CITY OF, NC	8/28/06
77	NEIGHBORLY Care Network, Inc.	2/12/07
78	NORTH CAROLINA, STATE OF	3/23/07
79	NORTH SIGHT COMMUNICATIONS, INC.	7/12/07
80	OGLETHORPE POWER CORP	8/24/07
81	ORANGE CITY, CITY OF, FL	8/6/07
82	OXFORD, CITY OF, NC	10/6/06
83	PALM BEACH, COUNTY OF, FL	3/15/07
84	PALM SPRINGS, VILLAGE OF, FL	6/19/07
85	PATTERSON COMMUNICATIONS & ELECTRONIC	12/11/06
86	Two Way Radio of Carolina	8/13/07
87	PINEVILLE, TOWN OF, NC	3/12/07
88	PURSER, MARK S DBA MSP COMMUNICATIONS	2/26/07
89	QUADRATICS INC	7/14/06
90	RABALAIS JR, RONALD J	10/11/06
91	RE MAX AGENTS REALTY INC DBA RE MAX AGE	3/5/07
92	RICHLAND, CITY OF, MS	3/26/07
93	RODD ELECTRONICS INC	6/29/06
94	ROSWELL, CITY OF, GA	4/2/07
95	RUTHERFORD ELECTRIC MEMBERSHIP CORP	8/13/07
96	S C DEPARTMENT OF MENTAL HEALTH, SC	1/3/07
97	SAINT JOSEPH HOSPITAL INC	10/17/06
98	SAINT PETERSBURG, CITY OF, FL	3/5/07
99	SEA COAST COMMUNICATIONS INC	5/14/07
100	SHAW INDUSTRIES INC	3/21/07
101	SHREVEPORT COMMUNICATION SERVICE CO I	7/11/06
102	SNELLVILLE, CITY OF, GA	4/19/07
103	SUGAR CANE GROWERS COOPERATIVE OF FL	2/15/07
104	SUMITOMO LIFE REALTY NY INC	8/6/07
105	SUNSTATE COMMUNICATIONS INC	3/2/07

Appendix 8  
Summary of Stage 1 FRAs that have Closed, as of September 30, 2007

<b>Completed Stage 1 FRAs*</b>		
Deal Name	TA Completion Certification Receipt Date	Deal Count
106	SUPERSHUTTLE INTERNATIONAL - Wave 3	9/6/06
107	South Sales Communications Inc	8/6/07
108	State Farm Mutual Automobile Insurance Companies	3/27/07
109	TALLAPOOSA, COUNTY OF, AL	12/11/06
110	TALLULAH, CITY OF, LA	11/29/06
111	TAMPA ELECTRIC COMPANY	11/21/06
112	TERREBONNE, PARISH OF, LA	8/15/07
113	TRI CO COMMUNICATIONS	8/10/06
114	Tower Communications, Inc.	7/26/07
115	Two Way Communications, Inc. LA	11/2/06
116	UNITED STATES SUGAR CORPORATION	2/15/07
117	VANGUARD COMMUNICATION SERVICES INC	7/26/06
118	VESTAVIA HILLS, CITY OF, AL	12/6/06
119	VINCENT, PERRY	7/25/07
120	VoiceLink Communications, Inc.	9/7/07
121	WASHINGTON, COUNTY OF, FL	11/27/06
122	WATERS BROTHERS CONTRACTING	9/15/06
123	WILEMON, JERRY W	5/17/06
124	WILSON, CITY OF, NC	3/20/07
125	WIRELESS TECHNOLOGY EQUIPMENT COMPANY	10/27/06
126	WOODARD COMMUNICATIONS CORPORATION	11/8/06
127	Waste Services of Florida, Inc.	11/17/06
128	White, James	9/8/06
129	State Farm Mutual Automobile Insurance Co. (3)	9/27/06
130	CellSMR South Inc	10/17/06
131	Mississippi DOT	3/27/07
132	Columbus, City of - Medical Center	7/2/07
133	Dothan City Schools	3/27/07
134	Alabama, University of	4/16/07
135	Florida, State of - Ranger Drainage District	12/28/06
136	Palm Beach County Solid Waste Authority	1/31/07
137	Martha Herby - Virgin Islands	3/27/07
138	Donn Barr - Virgin Islands	2/2/07
139	North Carolina, State of - DOC	2/2/07
140	Perry, County of, MS	12/27/06
141	Whitley's Communications Service	3/1/07
142	University of West Florida	9/4/07
	<b>Subtotal FRA count for Wave 3</b>	<b>142</b>
<b>Wave 4</b>		
1	Mike Keller	4/27/06
2	Johnson, Harold L	3/27/06
3	Hopkins, Terry (800 Rebanding)	6/6/06
4	Brock, Harold:Samuel:Dorothy	5/14/07
5	J R Simplot Company	12/23/05
6	ABILENE, CITY OF, TX	6/14/07
7	ABRAHAM, KYE A	3/9/07
8	AKSALA ELECTRONICS INC	2/21/07
9	ARROW INDUSTRIES CORP	7/10/07
10	BATTELLE MEMORIAL INSTITUTE INC, WA	1/30/07
11	BLASDELL, JAMES A	3/5/07
12	BRAUCHLE, JACK W	2/27/07
13	BUMGARNER, JEFFREY W	5/23/07

Appendix 8  
Summary of Stage 1 FRAs that have Closed, as of September 30, 2007

Completed Stage 1 FRAs*		
Deal Name	TA Completion Certification Receipt Date	Deal Count
14	CHINGAS, JOSEPH	9/18/06
15	Capital Digitronics, Inc.	8/28/07
16	ELLIS COMPANY PARTNERSHIP	8/13/07
17	GERHARD, STEPHEN	5/23/07
18	GLEN J PETERSON AND SHIRLEY L PETERSON	4/12/07
19	HAMILTON, COUNTY OF, OH	8/13/07
20	JOSH KLASSEN INC	6/1/06
21	KARY, LAVERNE E:KARY, EMIL J DBA KARY GRO	9/14/07
22	KRONENFELD, KURT	7/25/06
23	KUHN, DALE F:KUHN, TRENTON DBA KUHNS NE	9/19/06
24	MIDDLESEX, TOWNSHIP OF, PA	9/20/06
25	NEW PENN MOTOR EXPRESS	3/27/07
26	PAGEL, DOUGLAS:PAGEL, BETTY DBA PAGEL P	3/20/07
27	PETRIE, GLENN	5/17/07
28	REHOBOTH MC KINLEY CHRISTIAN HOSPITAL	12/6/06
29	RIZZO, ALICE P	11/9/06
30	RON MIEDEMA CEMENT CONTRACTOR INC	4/30/07
31	SAMNADDA, TERRY	5/14/07
32	SCHATZLEIN, DAVID A	8/1/06
33	SIMS, VICKI	9/15/06
34	SMITH, JOY L	5/25/07
35	SOUTHWEST WASHINGTON MEDICAL CENTER	3/27/07
36	SPRAGUE, JO A	8/6/07
37	STELLER, JO ANN	4/12/07
38	TEXAS COMMUNICATIONS INC	2/5/07
39	TUCKER, ALAN	8/13/07
40	WELLMON, STEVE	4/30/07
41	WULF, BARBARA J	6/2/06
42	New York, State of - State Police/Albany Police	8/13/07
43	Waste Management Holdings, Inc. (3)	2/9/07
44	Kronenfeld, Mark	7/12/06
45	B&M Enterprises	5/14/07
	<b>Subtotal FRA count for Wave 4</b>	<b>45</b>
	<b>Total Completed FRAs</b>	<b>597</b>

\* "Completed" means that the TA has reviewed and certified the reconfiguration as complete, pending any results of the TA's post-close review rights or external audits.

Appendix 8

Summary of Stage 1 FRAs that are Pending TA Completion Certification Review, as of September 30, 2007

Stage 1 FRAs Pending TA Completion Certification Review			
	Deal Name	TA Completion Certification Receipt Date	Deal Count
<b>Wave 1</b>			
1	Browning Ferris Industries - TN	6/12/2007	
2	PCS Communications INC	9/19/2007	
<b>Subtotal FRA count for Wave 1</b>			<b>2</b>
<b>Wave 2</b>			
1	Fayette, County of	9/13/2007	
<b>Subtotal FRA count for Wave 2</b>			<b>1</b>
<b>Wave 3</b>			
1	BUSHNELL, CITY OF, FL	9/25/07	
2	MOUNTAIN PARK, CITY OF, GA	2/26/07	
<b>Subtotal FRA count for Wave 3</b>			<b>2</b>
<b>Wave 4</b>			
<b>Subtotal FRA count for Wave 4</b>			<b>0</b>
<b>Total FRAs Pending TA Completion Certification Review</b>			<b>5</b>

Appendix 8  
Summary of Stage 1 PFAs that have Closed, as of September 30, 2007

<b>Completed Stage 1 PFAs*</b>			
	<b>Deal Name</b>	<b>TA Completion Certification Receipt Date</b>	<b>Deal Count</b>
<b>Wave 1</b>			
1	Roanoke County, VA	12/15/2006	
2	Illinois Power Company	7/12/2007	
	<b>Subtotal PFA count for Wave 1</b>		<b>2</b>
<b>Wave 2</b>			
1	Total Petrochemicals, USA, Inc.	12/1/2006	
	<b>Subtotal PFA count for Wave 2</b>		<b>1</b>
<b>Wave 3</b>			
	<b>Subtotal PFA count for Wave 3</b>		<b>0</b>
<b>Wave 4</b>			
	<b>Subtotal PFA count for Wave 4</b>		<b>0</b>
<b>Total Completed PFAs</b>			<b>3</b>

\* "Completed" means that the TA has reviewed and certified the PFA as complete, pending any results of the TA's post-close review rights or external audits.

Appendix 8

Summary of Stage 1 PFAs Pending TA Completion Certification Review, as of September 30, 2007

Stage 1 PFAs Pending TA Completion Certification Review			
	Deal Name	TA Completion Certification Receipt Date	Deal Count
<b>Wave 1</b>			
	Subtotal PFA count for Wave 1		0
<b>Wave 2</b>			
	Subtotal PFA count for Wave 2		0
<b>Wave 3</b>			
1	Lamar County of MS	9/28/07	
	Subtotal PFA count for Wave 3		1
<b>Wave 4</b>			
	Subtotal PFA count for Wave 4		0
<b>Total PFAs Pending TA Completion Certification Review</b>			<b>1</b>

Appendix 8  
Summary of Stage 2 Completed FRAs, as of September 30, 2007

<b>Completed Stage 2 FRAs*</b>			
	<b>Deal Name</b>	<b>TA Completion Certification Receipt Date</b>	<b>Deal Count</b>
<b>Wave 1</b>			
1	Milwaukee Area Tech College	9/15/06	
2	POUGHKEEPSIE, TOWN OF, NY	8/6/07	
3	ADAMS, COUNTY OF, PA PH II	7/10/07	
4	BLOOMINGTON, CITY OF, IN PH II	3/15/07	
5	BLUFFTON, CITY OF, IN PH II	1/17/07	
6	BRISTOL, CITY OF, CT PH II	9/12/07	
7	ELWOOD, CITY OF, IN PH II	5/17/07	
8	NEW ALBANY, CITY OF, IN PH II	10/2/06	
9	PENDLETON, TOWN OF, IN PH II	1/17/07	
10	WALWORTH, COUNTY OF, WI PH II	7/2/07	
11	WILMINGTON, CITY OF, DE PH II	3/15/07	
12	WISCONSIN CENTER DISTRICT, WI PH II	8/13/07	
	<b>Subtotal FRA count for Wave 1</b>		<b>12</b>
<b>Wave 2</b>			
1	Lexington Fayette Urban County Government - Police Div.	1/3/07	
2	JONESBORO, CITY OF, AR PH II	7/31/07	
3	MADISONVILLE, CITY OF, KY PH II	7/2/07	
4	MOUNTAIN HOME, CITY OF, AR PH II	7/25/07	
5	Louisville, City of, KY PH II	3/20/07	
	<b>Subtotal FRA count for Wave 2</b>		<b>5</b>
<b>Wave 3</b>			
1	HATTIESBURG, CITY OF, MS	7/23/07	
2	Crisp County School System, GA	9/4/07	
	<b>Subtotal FRA count for Wave 3</b>		<b>2</b>
<b>Wave 4</b>			
	<b>Subtotal FRA count for Wave 4</b>		<b>0</b>
<b>Total Completed FRAs</b>			<b>19</b>

\* "Completed" means that the TA has reviewed and certified the reconfiguration as complete, pending any results of the TA's post-close review rights or external audits.

Appendix 8

Summary of Stage 2 FRAs Pending TA Completion Certification Review, as of September 30, 2007

Stage 2 FRAs Pending TA Completion Certification Review			
	Deal Name	TA Completion Certification Receipt Date	Deal Count
<b>Wave 1</b>			
	<b>Subtotal FRA count for Wave 1</b>		<b>0</b>
<b>Wave 2</b>			
1	BLOOMINGTON, CITY OF, MN PH II	9/28/2007	
	<b>Subtotal FRA count for Wave 2</b>		<b>1</b>
<b>Wave 3</b>			
	<b>Subtotal FRA count for Wave 3</b>		<b>0</b>
<b>Wave 4</b>			
	<b>Subtotal FRA count for Wave 4</b>		<b>0</b>
<b>Total FRAs Pending TA Completion Certification Review</b>			<b>1</b>

Appendix 8  
Summary of Stage 2 PFAs that have closed, as of September 30, 2007

<b>Completed Stage 2 PFAs*</b>			
	<b>Deal Name</b>	<b>TA Completion Certification Receipt Date</b>	<b>Deal Count</b>
<b>Wave 1</b>			
1	Monterey, County of (CA)	5/11/07	
2	ROCK, COUNTY OF, WI PH II	6/11/07	
	<b>Subtotal PFA count for Wave 1</b>		<b>2</b>
<b>Wave 2</b>			
	DYERSBURG, CITY OF, TN PH II	7/30/2007	
	<b>Subtotal PFA count for Wave 2</b>		<b>1</b>
<b>Wave 3</b>			
	<b>Subtotal PFA count for Wave 3</b>		<b>0</b>
<b>Wave 4</b>			
	<b>Subtotal PFA count for Wave 4</b>		<b>0</b>
<b>Total Completed PFAs</b>			<b>3</b>

\* "Completed" means that the TA has reviewed and certified the PFA as complete, pending any results of the TA's post-close review rights or external audits.

Appendix 9  
Stakeholder Outreach Activities:  
Meeting and Conference Attendance by TA Representatives  
For Quarter Ended September 30, 2007 and Quarter Ending December 31, 2007

**July 2007:**

Colorado Springs/El Paso County Follow-up Meeting in Colorado Springs, CO on July 2, 2007  
CPRA Meeting in Buena Park, CA on July 17, 2007  
Region 7 700 MHz Meeting at the State of Colorado's MAC Facility in Centennial, CO on July 17, 2007  
Kansas Implementation Planning Session in Kansas City, KS on July 25, 2007  
Grant and Technology Workshop with the Denver Police Department on July 25, 2007  
Florida Region 5 DSTF in Daytona, FL on July 26, 2007

**August 2007:**

Colorado Region 7 Implementation Status Meeting (via Conference Call) on August 3, 2007  
APCO International Conference in Baltimore, MD from August 5-10, 2007  
Utah Region 41 Implementation Status Meeting (via Conference Call) on August 15, 2007  
California Region 6 Fresno-Clovis Implementation Planning Session on August 21, 2007  
California Region 6 Sacramento Implementation Planning Session on August 23, 2007  
Kentucky Implementation Planning Session in Louisville, KY on August 29, 2007

**September 2007:**

Illinois Emergency Managers Conference in Springfield, IL from September 3-5, 2007  
CCNC (State of Colorado) Meeting (via Conference Call) on September 12, 2007  
New York Implementation Planning Sessions in New York City, NY on September 13-14, 2007  
National Regional Planning Council Meetings in Austin, Texas from September 17-21, 2007  
Region 8 Regional Planning Committee meeting on September 18, 2007  
Minnesota Implementation Planning Session in Minneapolis, MN on September 19, 2007  
NPSTC Meeting in Arlington, VA from September 24-26, 2007

**Events for Fourth Quarter of 2007:**

Indiana Implementation Planning Session on October 2, 2007  
Illinois and Missouri (Region 13) Implementation Planning Session on October 4, 2007  
Chicago Metro (Regions 45 and 54) Implementation Planning Session on October 11, 2007  
Gulf Coast Regional NENA Conference on October 15, 2007  
New England (Region 19) Implementation Planning Sessions on October 17-18, 2007  
Atlanta Area Interoperability Group Meeting on October 19, 2007  
Central Florida Interoperability and Planning Meeting on October 25, 2007  
California Region 6 Bay Area Implementation Planning Session on October 30, 2007  
Georgia APCO Fall Training Conference on November 6, 2007  
Oregon Implementation Planning Session on November 8, 2007  
Nebraska Implementation Planning Session on November 13, 2007  
Iowa Implementation Planning Session on December 4, 2007  
Nevada Implementation Planning Session on December 13, 2007  
Tennessee MTUG Meeting and Regional Planning Meeting on December 17-18, 2007

Appendix 10  
800 MHz Transition Administrator, LLC  
Fees and Expenses through September 30, 2007

	Quarter Ending March 31, 2007	Quarter Ending June 30, 2007	Quarter Ending September 30, 2007	Year-to-Date
<b>Fees:</b>				
Public Safety Outreach*	\$1,384,935	\$1,426,223	\$1,565,436	\$4,376,593
Reconfiguration Management	\$2,085,723	\$1,961,618	\$1,406,654	\$5,453,995
Frequency Management**	\$656,238	\$612,551	\$574,946	\$1,843,734
Financial Management	\$693,563	\$616,067	\$699,244	\$2,008,874
General Counsel/Regulatory Management	\$1,802,139	\$1,691,787	\$1,684,637	\$5,178,563
Stakeholder Relationship Management	\$1,031,863	\$878,874	\$810,382	\$2,721,118
TA Systems Support	\$437,132	\$461,721	\$440,720	\$1,339,573
Program Management Support	\$594,842	\$582,155	\$510,892	\$1,687,888
Alternative Dispute Resolution	\$2,206,723	\$1,883,780	\$1,703,600	\$5,794,102
<i>Fees Subtotal</i>	\$10,893,155	\$10,114,774	\$9,396,509	\$30,404,439
<b>Expenses:</b>	\$121,693	\$232,348	\$173,983	\$528,024
<b>Total Fees and Expenses</b>	<b>\$11,014,848</b>	<b>\$10,347,122</b>	<b>\$9,570,492</b>	<b>\$30,932,463</b>

\* Prior to the quarter ended June 30, 2006, Public Safety Outreach fees were reported under Reconfiguration Management.

\*\* During the quarters ended December 31, 2004 and March 31, 2005, all Frequency Management fees were reported under Reconfiguration Management.

\*\*\* In the Quarterly Progress Report for the Quarter Ended June 30, 2007, Expenses were reported as \$231,913 and Total Fees and Expenses was reported as \$10,346,687. The numbers have been adjusted in this appendix.